UNIVERSITÀ DI PARMA

WELCOME DAY 2026
FIRST YEAR

Degree Course

GLOBAL STUDIES FOR SUSTAINABLE LOCAL AND INTERNATIONAL DEVELOPMENT AND COOPERATION

Prof. Michela Canepari

16/09/2026, Parma

WELCOME TO UNIPR



WHERE YOU, THE STUDENTS, ARE AT THE CENTRE OF OUR ACTIONS!

TO START THE UNIVERSITY

- Unipr mailbox
- Matriculation number
- Student Card

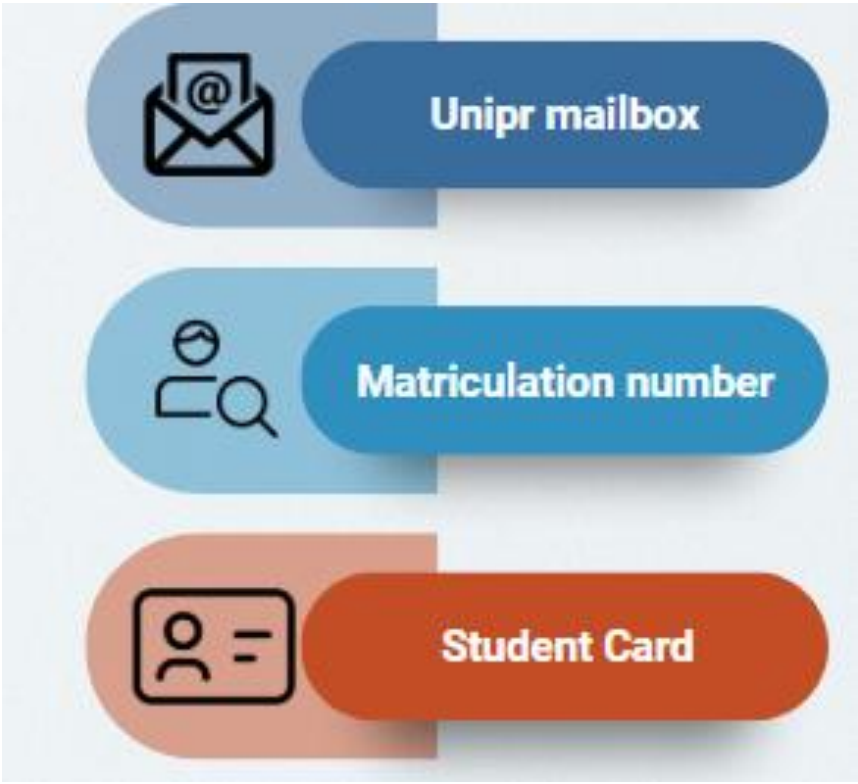

UNIVERSITY OF PARMA

WEBSITE

www.unipr.it

PUBLIC RELATIONS OFFICE

urp@unipr.it

DEPARTMENT OF HUMANITIES, SOCIAL SCIENCES AND CULTURAL INDUSTRIES

https://dusic.unipr.it/en

DEGREE COURSE: GLOBAL STUDIES FOR SUSTAINABLE LOCAL AND INTERNATIONAL DEVELOPMENT AND COOPERATION

https://corsi.unipr.it/en/cdl-globals

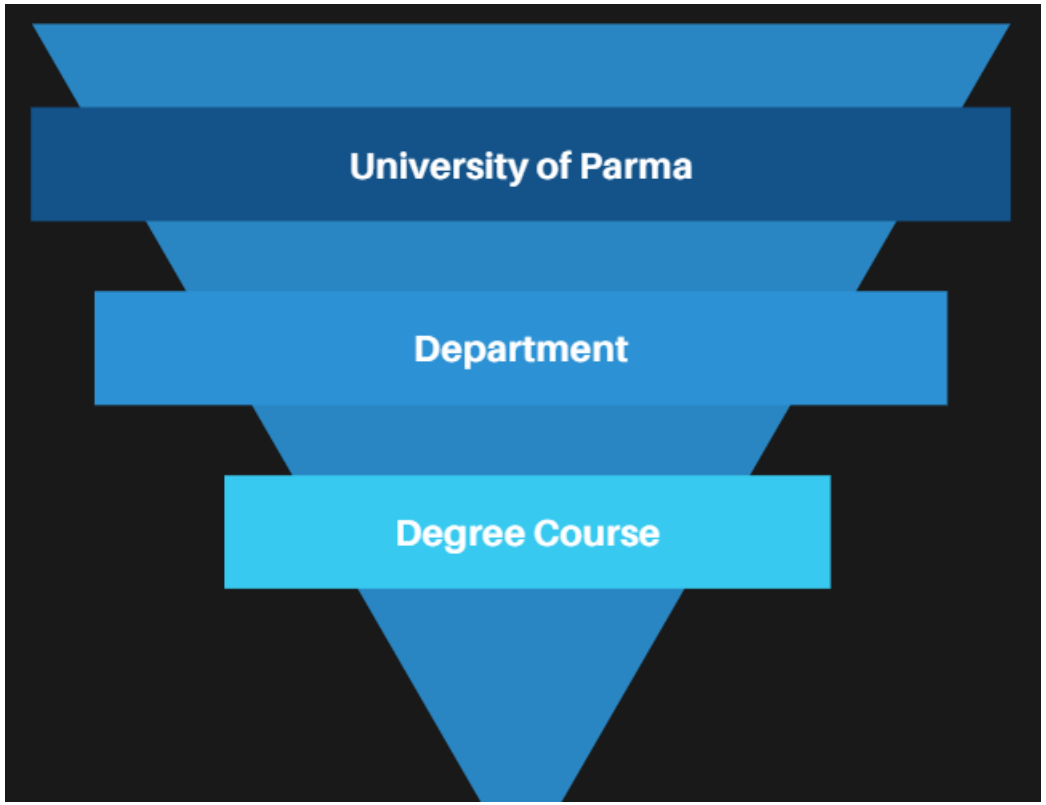

- Although the course is part of the Department of **Humanities, Social Sciences and Cultural Industries**, it is an **interdepartmental course of study** organized in collaboration with the Department of Economics and Management.

- Because of its multidisciplinarity, it also benefits from teachings from other Departments, such as the Department of Law, Politics and International Studies

DEGREE COURSE: Useful contacts

President: Prof. Michela Canepari
michela.canepari@unipr.it

Deputy President: Prof. Martina Giuffrè
martina.giuffre@unipr.it

Degree Programme Quality Assurance Manager : Dr. Giuditta Diroma
giuditta.diroma@unipr.it

Guidance delegate: Dr. Clelia D'Apice
clelia.dapice@unipr.it

Academic Coordinator for Degree Programme Quality Assurance (RAQ): Prof. Filippo Arfini
filippo.arfini@unipr.it



You can find all contacts on the homepage of the course website

UNIPR MAILBOX

Check your mailbox regularly (name.surname@studenti.unipr.it) where we will send you information about:

- Registration
- Deadlines
- Fees
- Information about your university course
- Events, congresses and seminars organised in the university, training courses, etc.





STUDENT CARD



The Student Card is the **University ID card** that allows students to:

- Access **University services** (e.g. libraries);
- Take advantage of **special offers and discounts** available through agreements between the University and local organisations and businesses (public transport, museums, cinemas, exhibitions and events);
- Access the **financial services** provided by the bank that manages the University's treasury services (**Crédit Agricole**).

To receive your Student Card, you must:

- **Be regularly enrolled** for the current academic year;
- Enter the **postal address** where you would like to receive it in your **personal area** of the ESSE3 system.

If you provided a foreign address, you will receive an email with instructions on how to collect your Student Card as soon as it is ready.

You can activate your Student Card online, also through a «selfie»,
at ***https://unipr.cartaconto.credit-agricole.it/*** or in any office of Crédit Agricole Italia

SERVICE DESK
servicedesk.unipr.it

A new **point of access** for current and prospective students, as well as incoming exchange students, to request **information about their academic records and enrolment procedures**.

After logging in, users can select the topic they are interested in, so that their request is automatically forwarded to the appropriate office staff.



UNIPR MOBILE APP

Available for download on the App Store (iOS) and Google Play (Android)



In one convenient place, you'll find the most important services for your studies:

- Check the status of all courses included in your study plan, including grades, averages and general information;
- Find all the information you need about **classes** and **exam sessions**;
- **Book an appointment with the Student Administration Office**;
- **Reserve a place in a laboratory**;
- Receive **messages from lecturers and the University**;
- Search for lecturers' **contact details, office hours and notices**;
- **Record your attendance in class**, where required by your degree programme.

NEXT DEADLINES

- Program of study: 1st opening window 1 October-10 December, 2nd window January-April (for part-time students please contact the registry office)
- Deadline for fee reductions (On ER.GO website): **November 4, 2026**
- Second tax instalment **by November 18** 2026
- Third tax instalment **by April 30** 2027

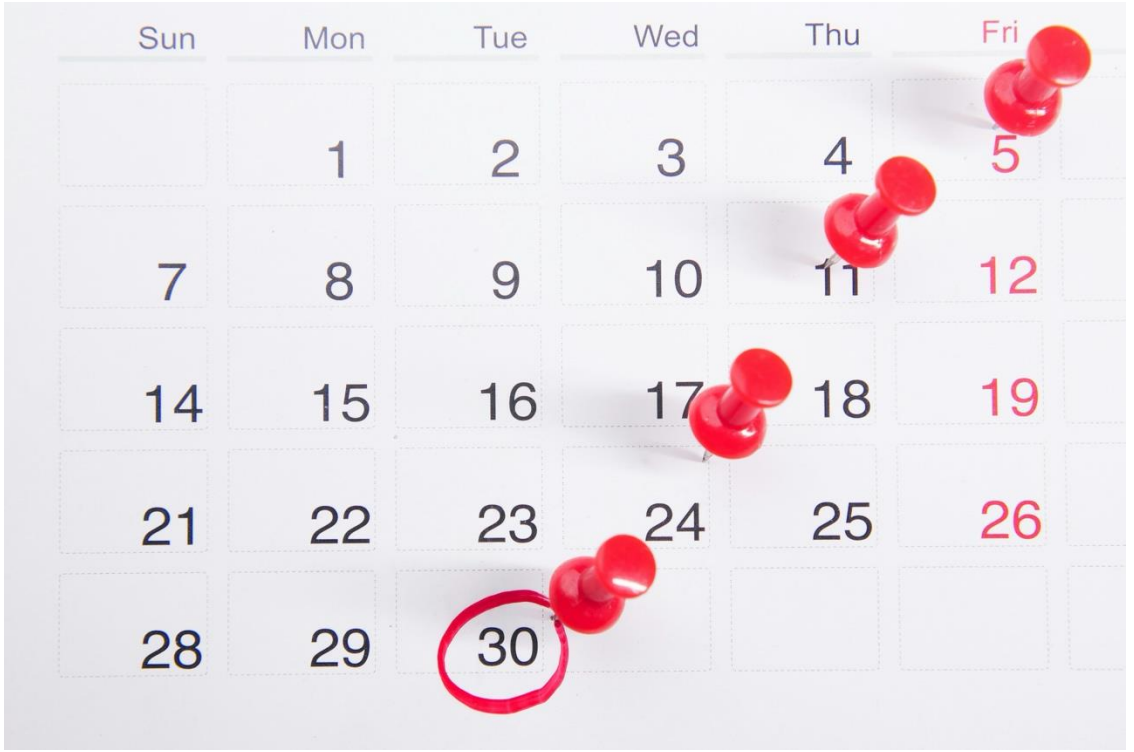

DEGREE COURSE WEBSITE

Insert link

HOME PAGE
- Notices
- Useful contacts

ENROLLING MENU
- Enrolment procedures and deadlines
- Fees
- Other useful information

STUDYING MENU
- Course units and programme of study
- Lectures timetable
- Teaching materials (Learn portals 26-27)



REGISTRATION FOR EXAMINATION

1. The dates of examination days are entered in Esse3 and become available in the student's personal online area

2. Carefully check the mode of examination (written and/or oral) in the form relating to the course

3. STUDYING MENU
   - ➡ Examination calendar
   - ➡ Registration for examinations



THE EDUNEXT PROJECT

EDUNEXT
Italian Universities Digital Education Hub

https://edunext.eu/

- Edunext – network of 35 Italian universities

- Objective: to test teaching solutions for a **high-quality digital education offer**, able to quickly adapt to **labour market changes** and **new educational needs**.

Global Studies for Sustainable Local and International Development and Cooperation" (*Globals*) → **ECOBI** teaching model– Educational Cluster, Open Badge, Blended Intensive Program.

ECOBI MODEL INNOVATIONS

1. Teaching organisation

- Blended model → 50% online and 50% in presence
- Online teaching: mainly first part of each semester, modular, autonomous, asynchronous (with synchronous appointments) + some in-presence activities and lectures.
- In-presence teaching: mainly second part of each semester, interactive and participatory, with workshops and collaborative activities

ECOBI model innovations

2. Integrated teaching (educational cluster)

- Integrated and multidisciplinary contents for training adapted to a more complex reality
- Clusters of 12, 15, 18 or 21 CFU, each composed of 3-CFU modules

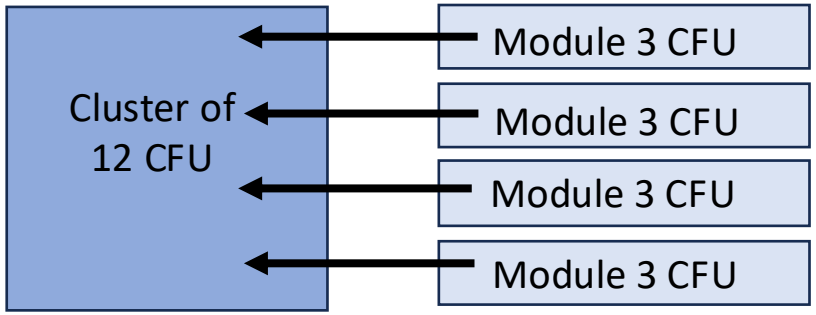

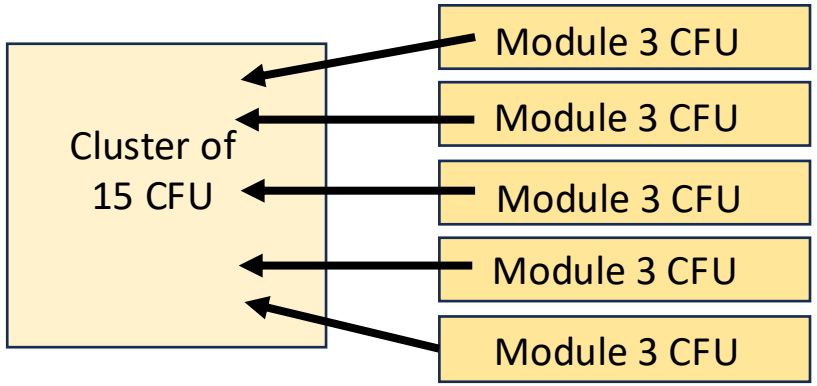

- One single exam for the whole Cluster, one final grade (milestone badge).
- Formative assessments for each single module (open badge).

STUDY PLAN: 1st Year Educational clusters

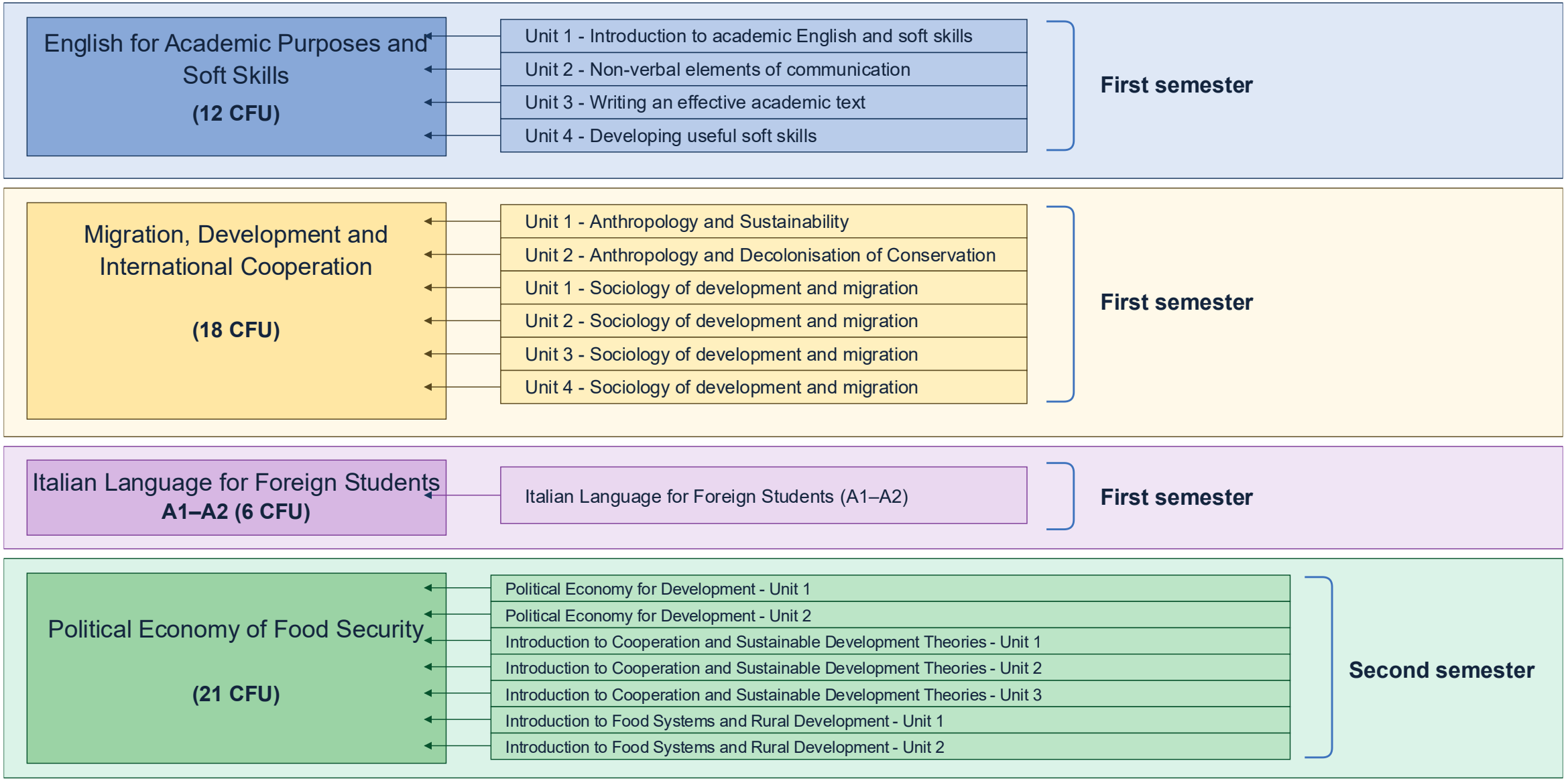

First semester: 36 CFU **Second semester: 21 CFU** **Total: 57 CFU**

ECOBI model innovations

3. Open Badges, microcredentials and CFU

- Open Badges and EU ESCO microcredentials
- EU ESCO (European Skills, Competences and Occupations)



- Final grade
- CFU of the cluster
- Milestone badge
- In-presence exam
- integrated exam

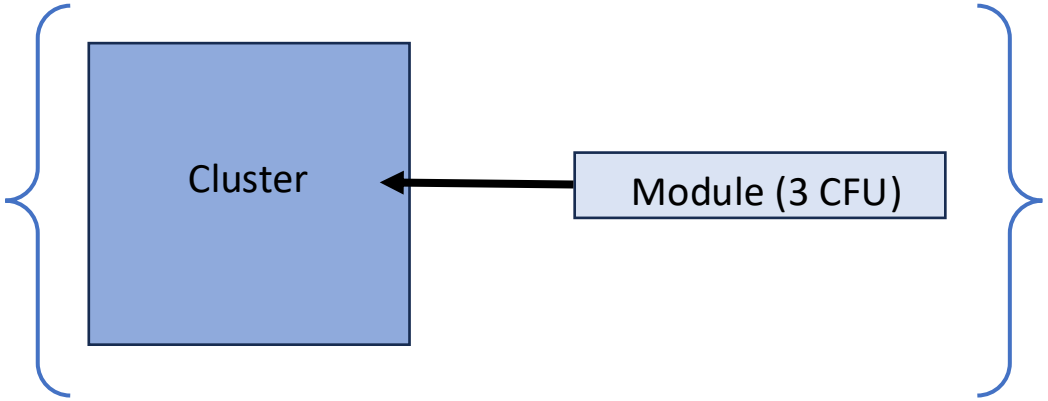

- One or more Open Badges
- Formative assessment
- ONLINE ASSESSMENT

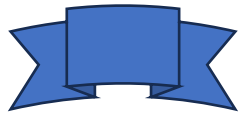

ECOBI model innovations

4. The disciplinary tutor

- Students, professors and tutors: co-builders of the course

The disciplinary tutor:

- Academic support
- Monitoring of progress
- Facilitation of interaction and e-tivities
- Virtual Classroom and individual tutoring



Overview of the platform

The Edunext teaching platform can be accessed at:

https://learn26.edunext.eu/

The platform contains the teaching content of the bachelor's and master's degree courses that the 35 partner universities of the **Edunext** Digital Education Hub have developed as part of the project.

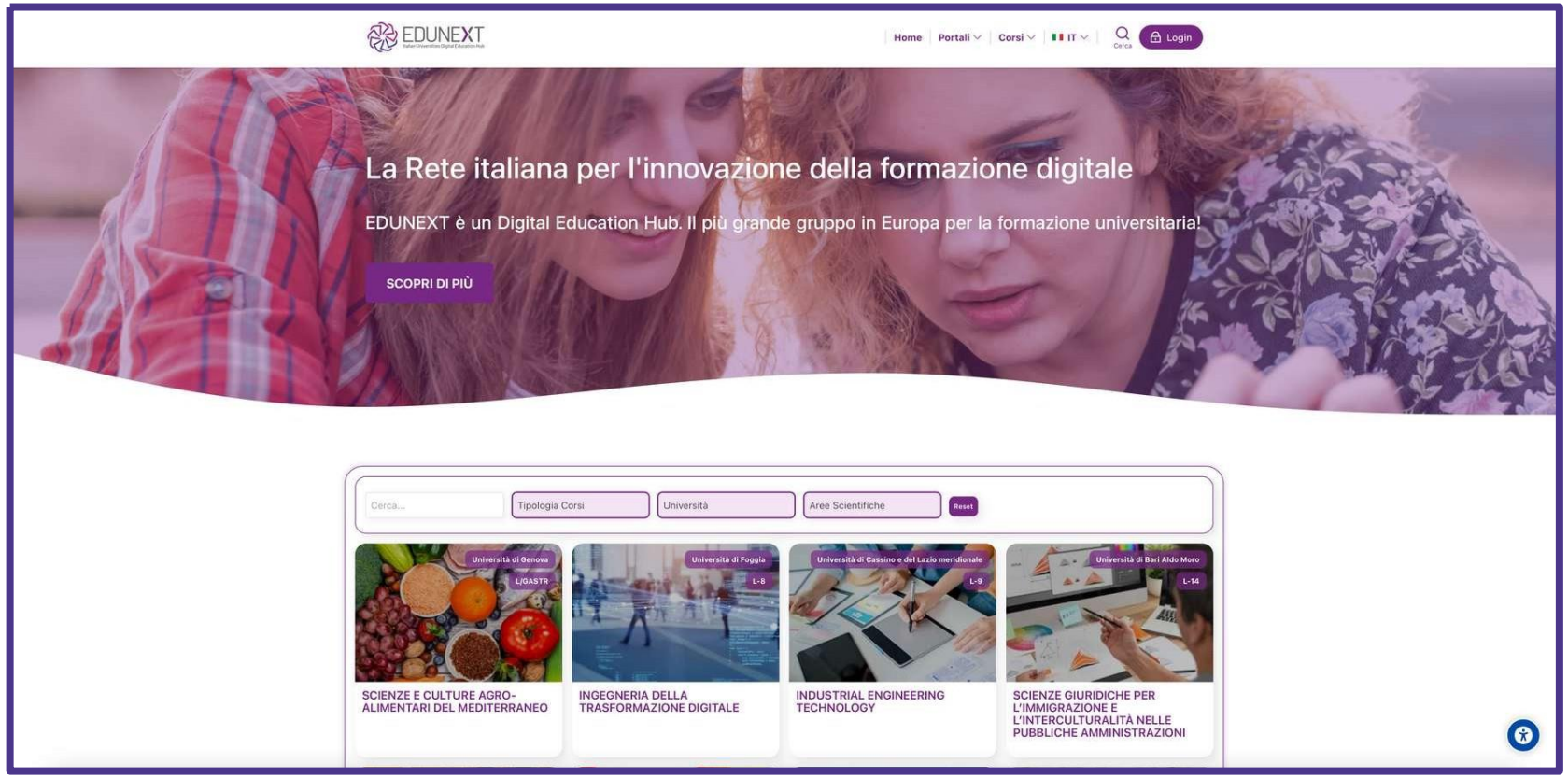

Logging in

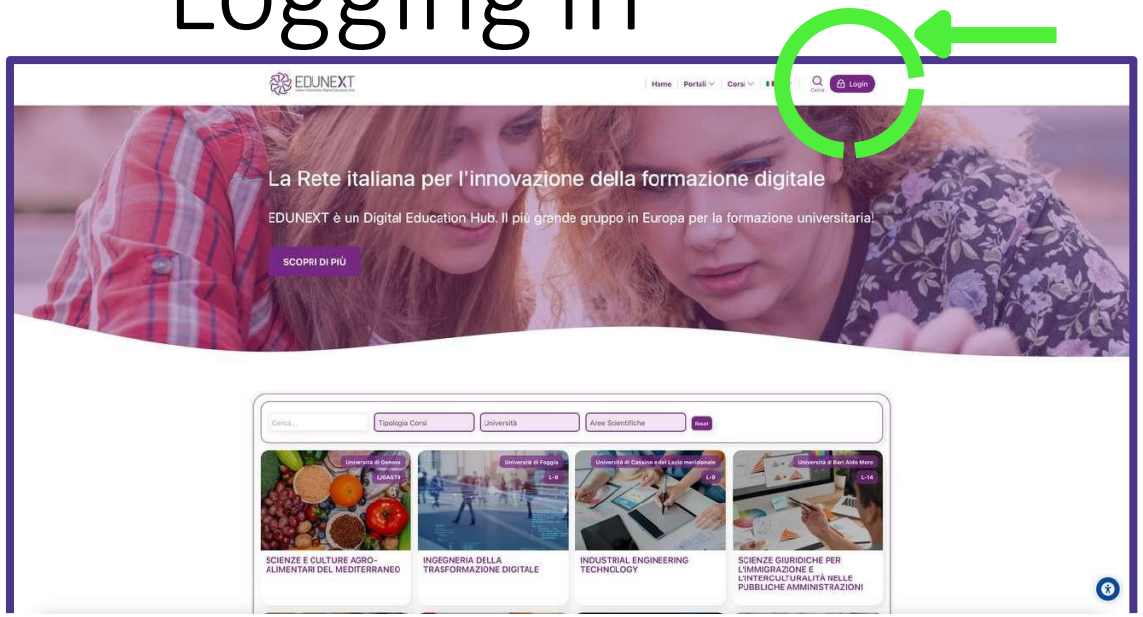

1. 1. Students enrolled in a degree programme that is part of the **Edunext** project can log in using their **university email credentials** by clicking on the "Login" button at the top right of the home page of the platform.

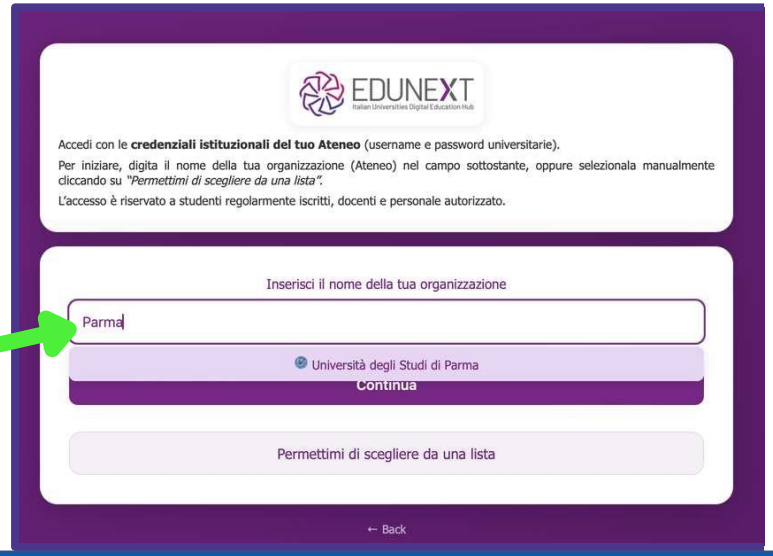

2. By entering '**Parma**' in the name field for your organisation, you can select "**University of Parma**", the institution you are enrolled in, and the page for accessing Unipr services with your university credentials will open.



3. Enter your **University email credentials** (name.surname@studenti.unipr.it) and click on "Log in with UNIPR credentials".

If you have yet to enrol and have temporary credentials, you can use those temporary credentials to log in.

Logging in

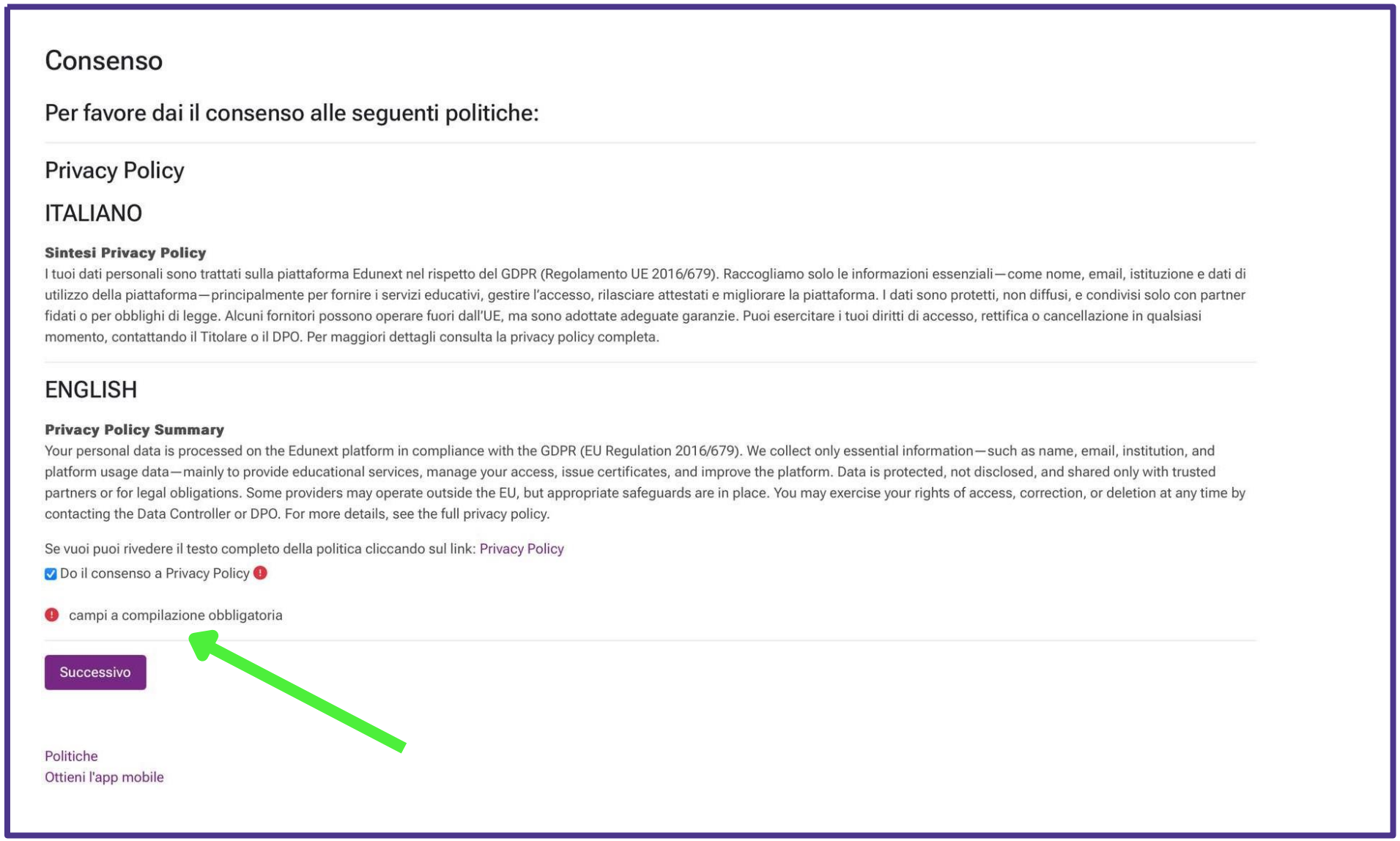

When you log in for the first time (only the first time), you will see a screen with information about the **Privacy Policy**.
You must give your consent by ticking the box and then click on the "Next" button.

Logging in

2. From the 'Courses' menu, you can immediately find all the courses you have enrolled in on the platform. Please note: they will only be visible after you log in to each course for the first time!

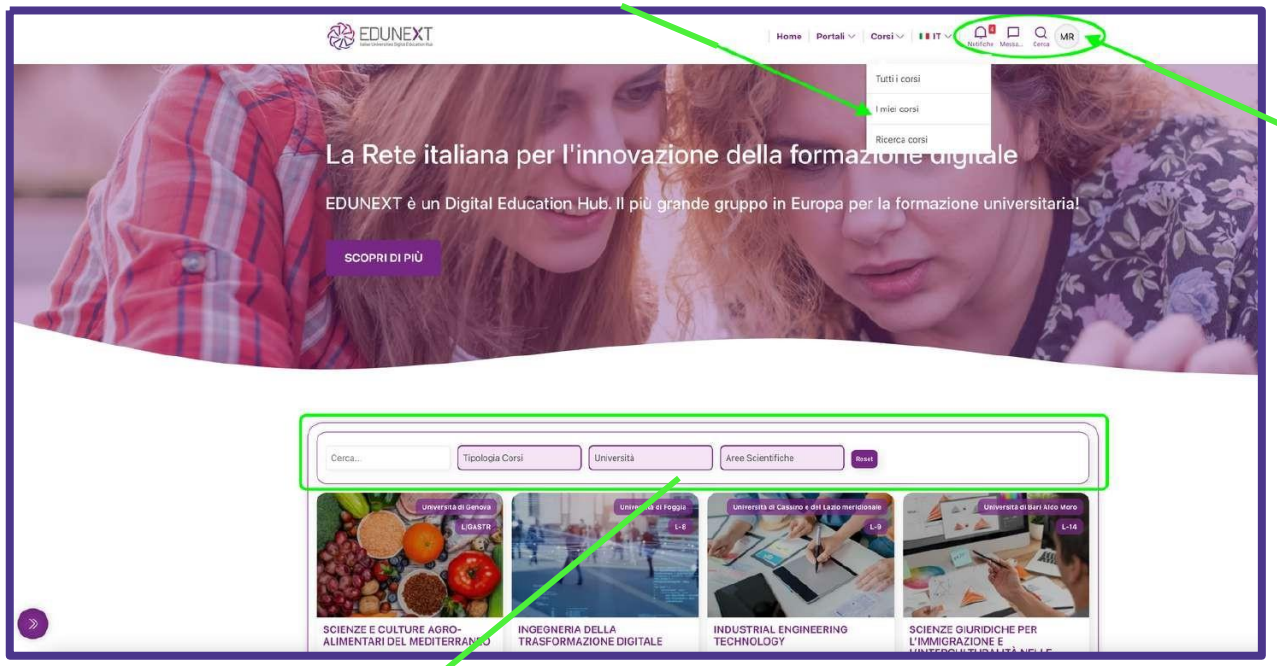

1. If you have logged in successfully, you will see a button with your initials on the home page, which you can use to access your personal profile. Next to it, you will find the notifications/messages area and the button to change the language of the platform, which is available in Italian, English and Spanish.

3. In this search area, you can browse for courses that interest you, filtering by type (e.g. bachelor's or master's degree), university or subject area.

Finding and accessing courses

Another very simple way to find the degree programme you are enrolled in is to scroll down the home page and click on the box for your programme.

In the box, you can see the Bachelor's Degree in Global Studies for Sustainable Local and International Development and Cooperation highlighted.

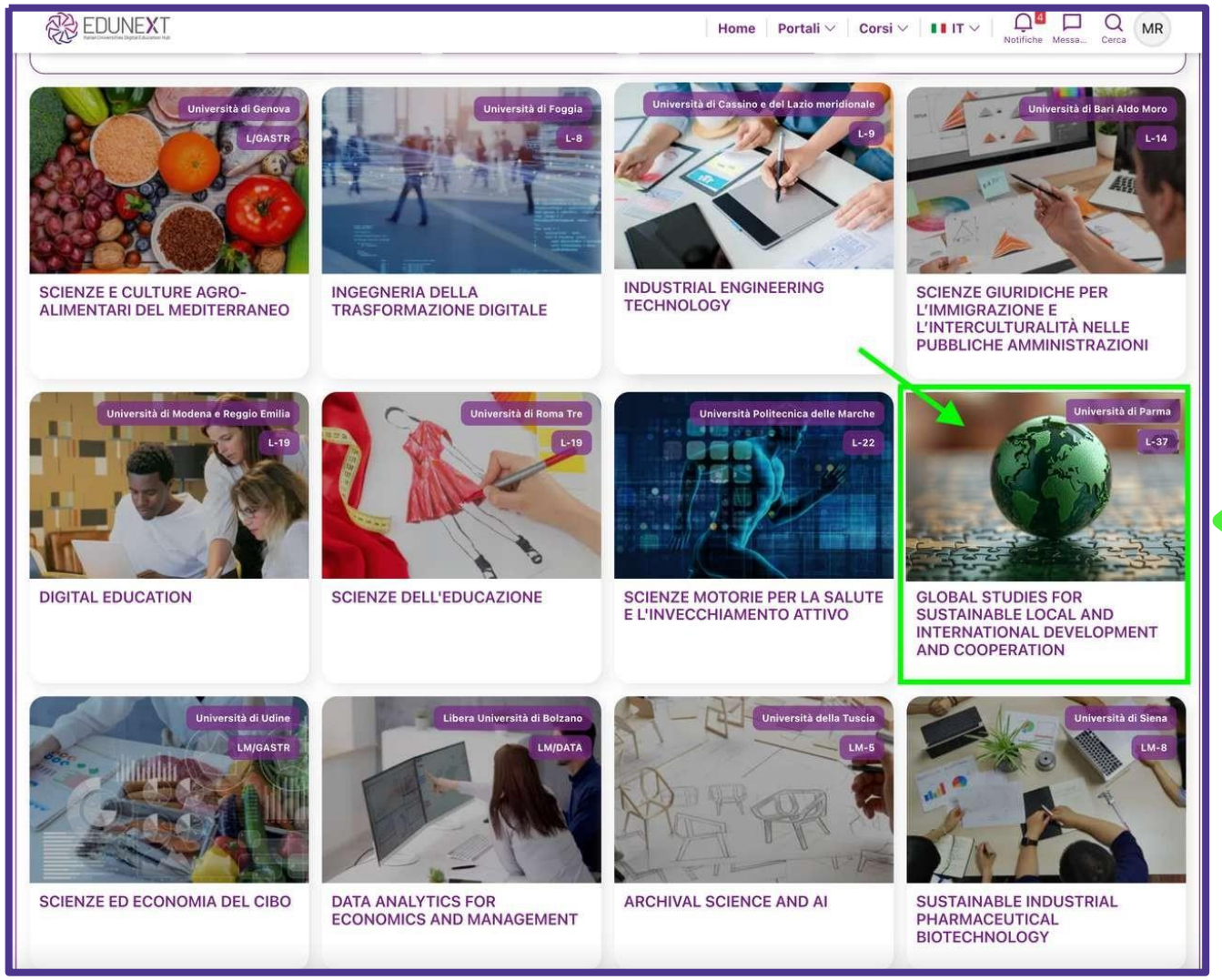

Click on the box to access your courses!

Integrated courses (clusters) and modules

Your degree course:

Inside the box, you will find the integrated courses (clusters) that are part of your study plan for the academic year 2026/27.
In the box, you can see the clusters for your first year of study:

In the box, you can see the clusters for the first and second years of the course. Always check the semester in which a cluster is delivered.

If a cluster for the next semester doesn't have any content yet, don't worry! The teaching materials will always be available in good time for the start of the semester.

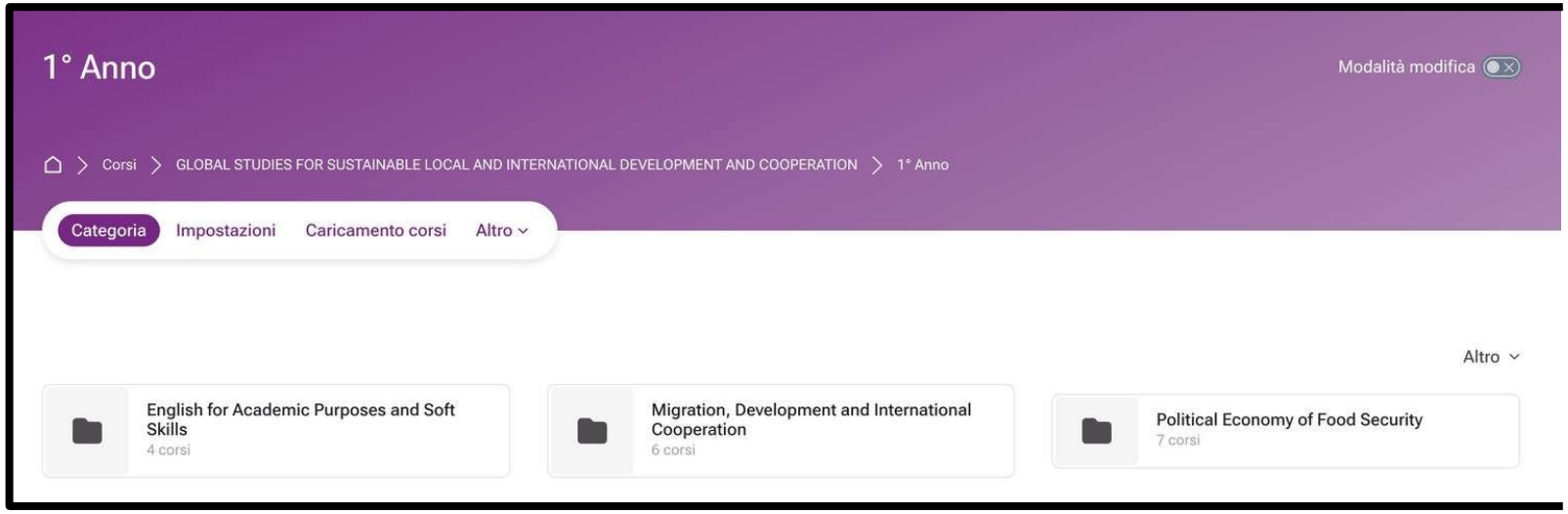

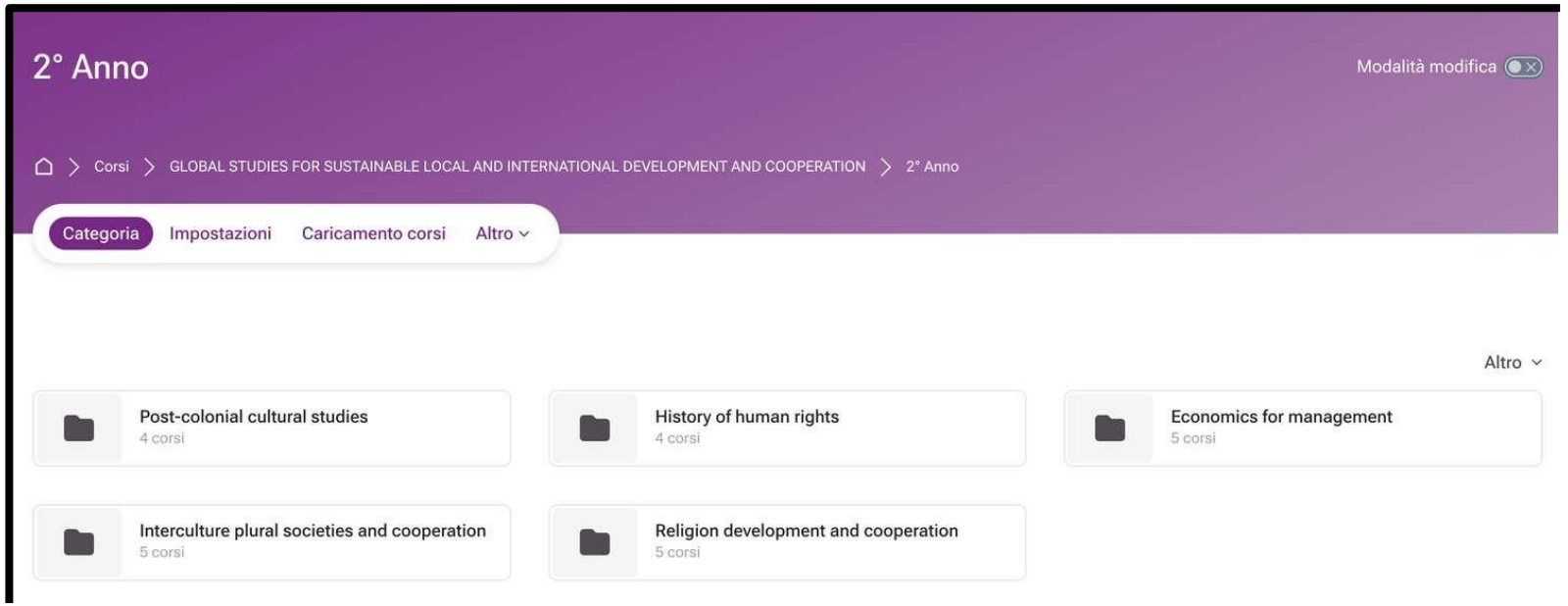

Integrated courses (clusters) and modules

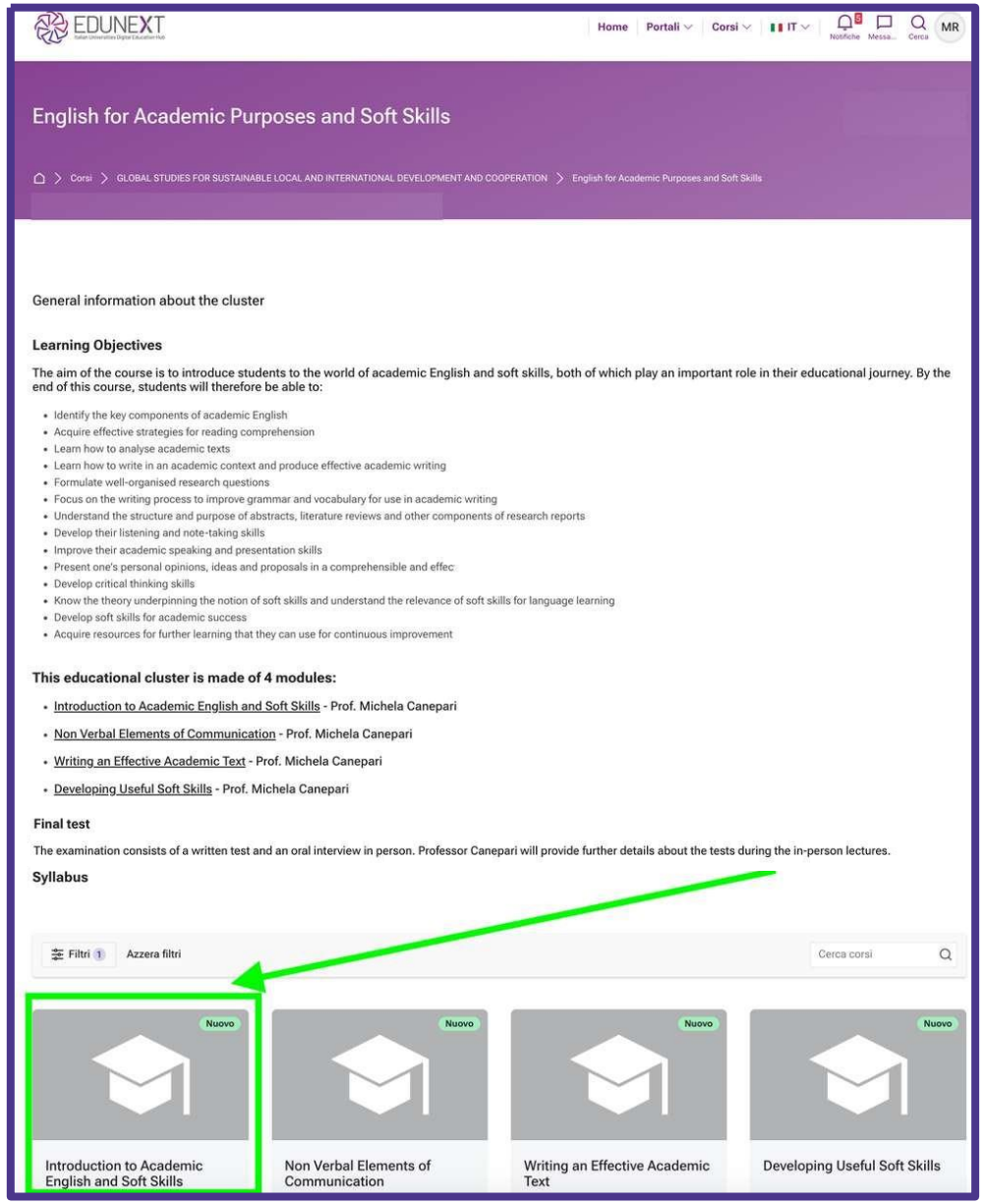

Integrated courses (clusters)

By clicking on the box of an integrated course (cluster), you can access its **overview and find links to the m**odules that it is composed of.

In the box, you can see an example related to the English for Academic Purposes and Soft Skills cluster.

The learning objectives, information about the final exam, the link to the course syllabus, and links to the cluster modules are summarised.
Click on the boxes (as highlighted in the box) to access the individual modules.

Important: please note that a cluster is an integrated course because it consists of modules that are designed and presented together, covering multiple disciplines or various aspects of a topic in an interconnected way. The aim is to provide more comprehensive and holistic education. **Clusters are to be considered as single courses and, although each module includes ongoing assessments and various types of tests, there is a single final exam and a single overall mark.**

For further information on attendance, assessment and completion of the individual modules and the cluster, please refer to the course organisation and the specific guidelines that will be provided by the lecturers and cluster tutors.

Integrated courses (clusters) and modules

If you click on the box of a module, you will be taken to the **self-enrolment screen** for that module.
"Self-enrolment" simply means that by clicking on the "enrol me" button, each student can access the online teaching content for that module, i.e. they become part of the group of students who view the page of the module, receive notifications from the teacher and can carry out their teaching activities online.

Click on "**Enrol me**" **(iscrivimi)** to access the educational content of the module!

Important:

- you must click on 'Enrol me' **for each module** the cluster is composed of
- the 'Enrol me' button will only appear the first time you log in. After enrolling, simply click on the module box you saw in the previous slide to directly access the content.

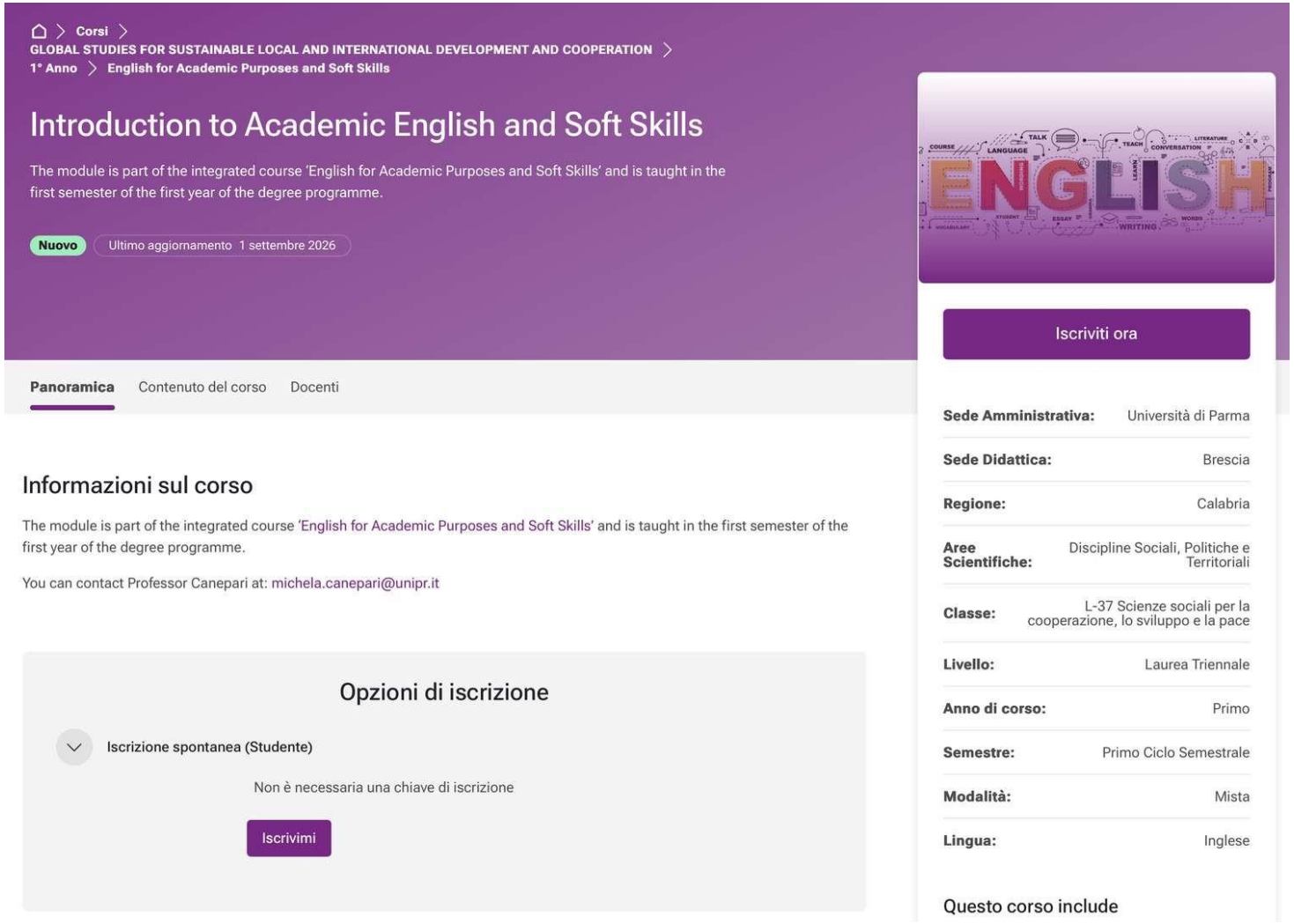

Integrated courses (clusters) and modules

All modules are structured as shown in the box on the side:

1. a box containing **information about the course** (by clicking on the icons, you can directly view the type of activity selected. For example, by selecting “Assignments”, you can quickly access all the assignments made available by the teacher, etc.).
2. an **introductory box dedicated to Announcements**, where you can read all the announcements/news posted by the teacher. **When the teacher posts an announcement, you will receive an email** with the text of the communication and a link that will take you directly to this section so you can read the message.
3. **a box dedicated to individual tutoring, where you can make an appointment with your tutor** for personalised support.
4. a **box dedicated to the Virtual Classroom**, where you will find links to access the online meetings that the teacher and/or tutor will organise during the semester.
5. **boxes for the various thematic “Sections” of the module**, where you will find video lessons, slides and teaching materials provided by the teacher, e-tivities (assignments, quizzes, forums, glossaries, etc.) and audio transcripts.

Modules

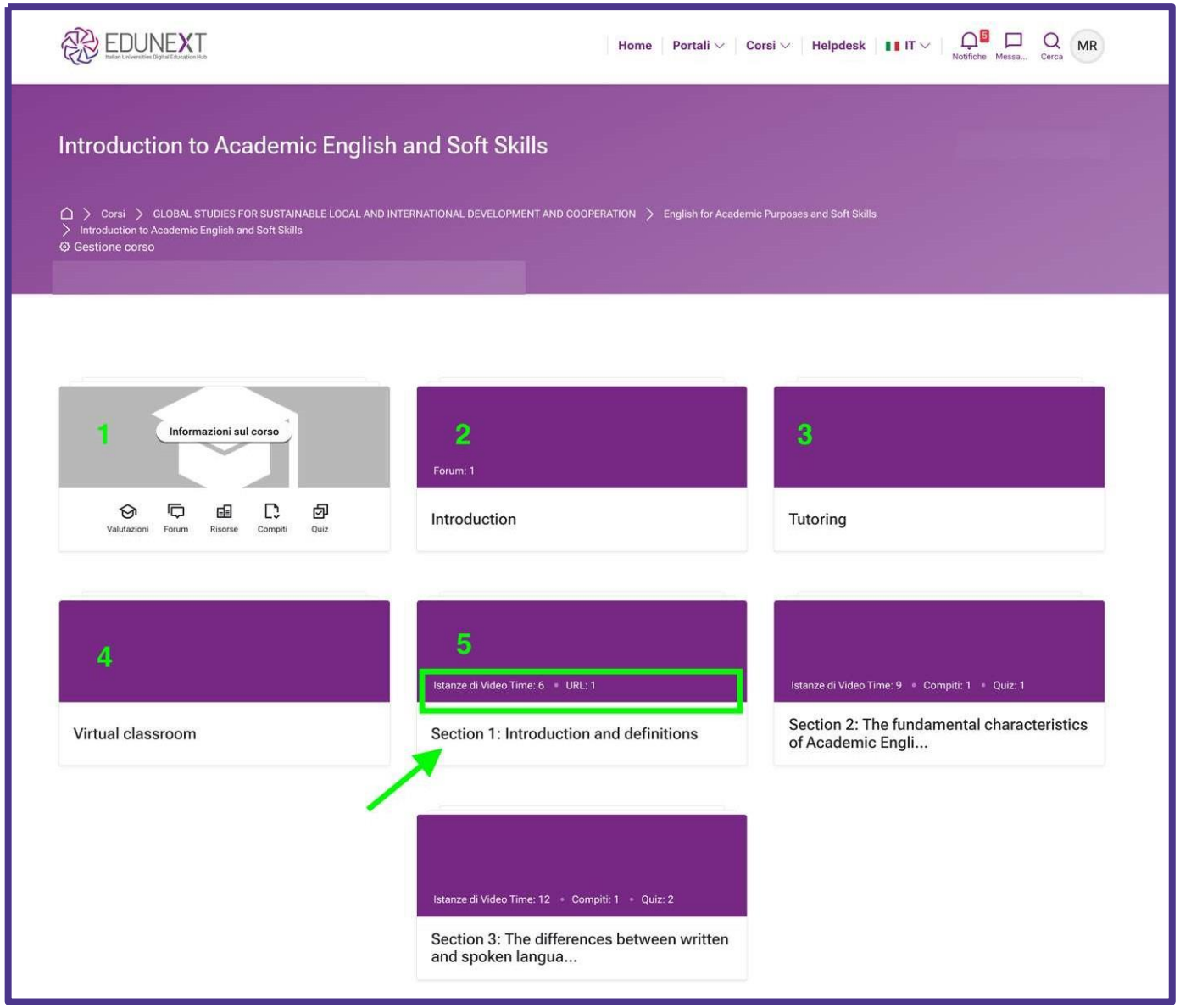

Teaching material

This screen shows some types of teaching materials you will find in the module:

Video lessons (**1**): to start the video lesson, click on the title.

Slides from the video lessons (**2**): to see and download the slides, click on the title.

Audio transcripts (**3**): to open the transcript folder, click on the title. Transcripts are available in Italian, English and Spanish, along with the audio file in the language of the course.

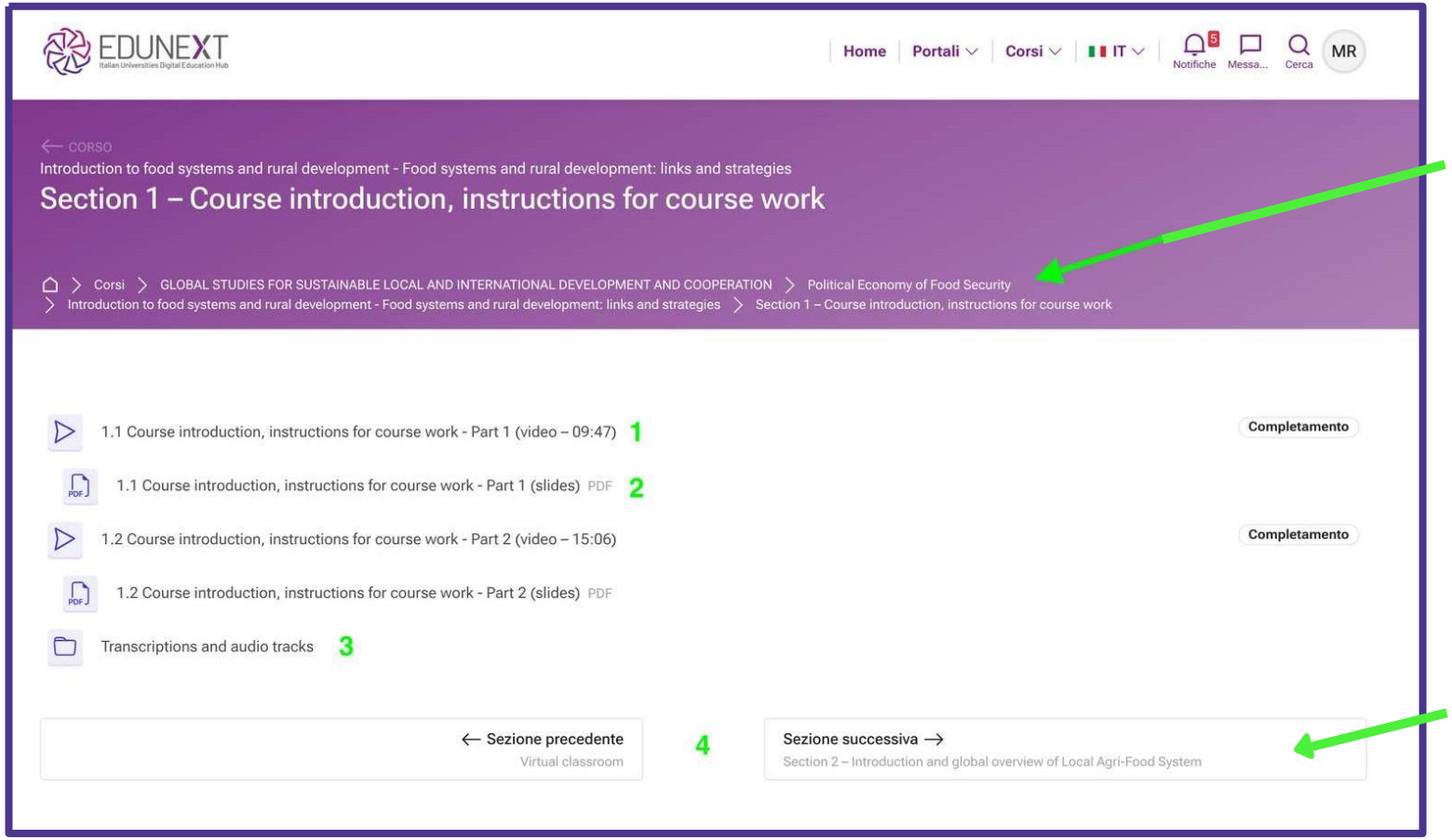

Within each section, you can always navigate the portal by clicking on the horizontal menu to return to the previous pages.

To move quickly between sections of the module, you can use the buttons at the bottom labelled “Previous section” and “Next section”(**4**).

Teaching material

In some modules, you may see content with the following indication below: **"Not available unless …".**

This means that in order to view that resource, you must first complete a previous activity (which one is specified) because the teacher has made a logical sequence for the material.
For example, to unlock a video, you must first watch the previous video until the end (which means until the last second!).

If the activities are sequential, follow the order and complete them as indicated by the teacher.

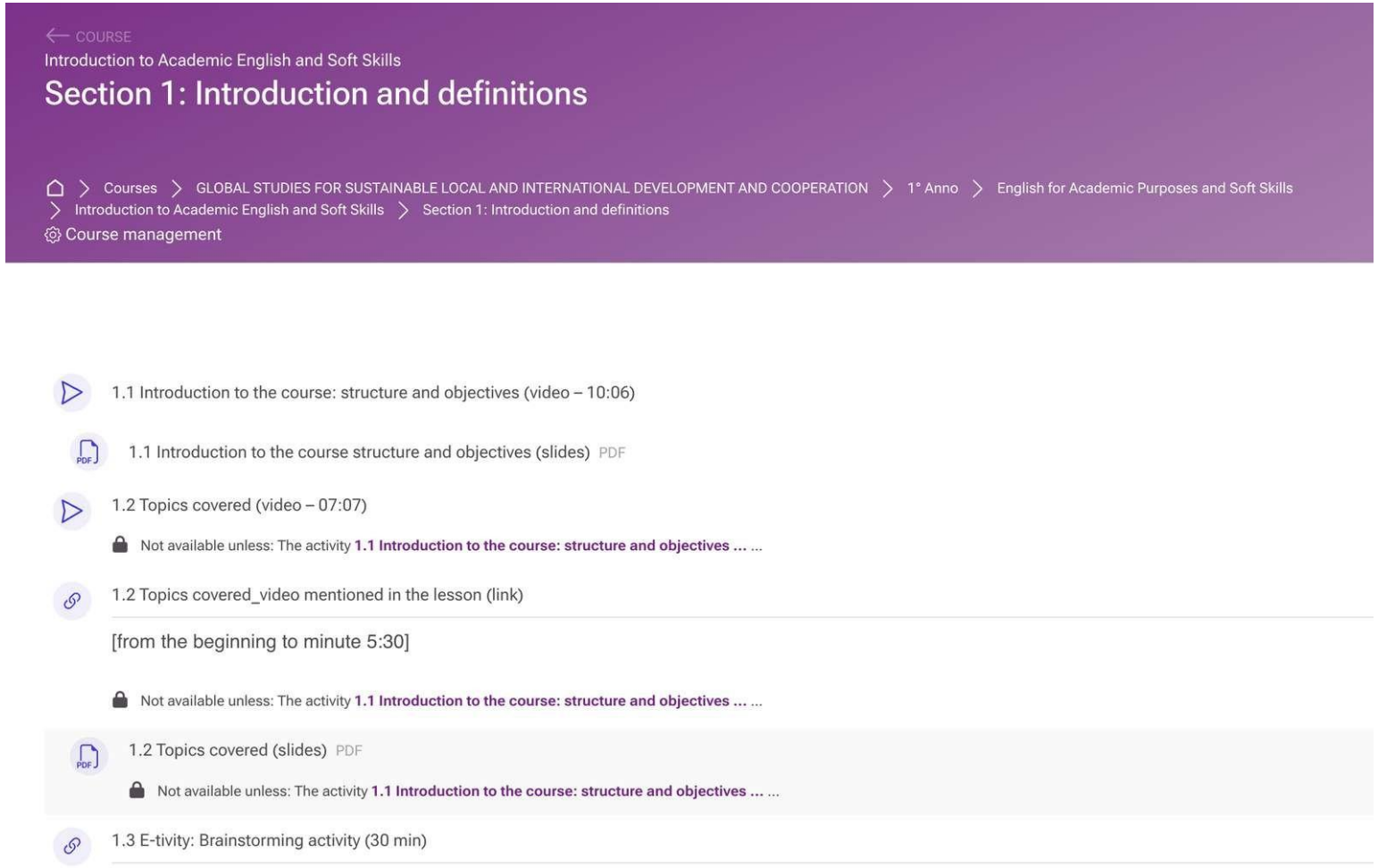

Teaching material



Here is an example of how you will visualise a video lesson:

From the command bar at the bottom of the player, you can start and pause the video.

In the highlighted box, you will find the **controls for other settings**:

- the button to adjust the volume
- the button to activate subtitles
- the settings button, where you can adjust the speed and choose the language in which to display the subtitles (Italian, English or Spanish)
- the button to minimise the window
- the button to view in full screen mode

Teaching material

Here is an example of how you will view the slides of a video lesson:

You can view them on the platform by scrolling through the slides in the left-hand menu, or you can download a copy onto your device by clicking on the circled button at the top right.

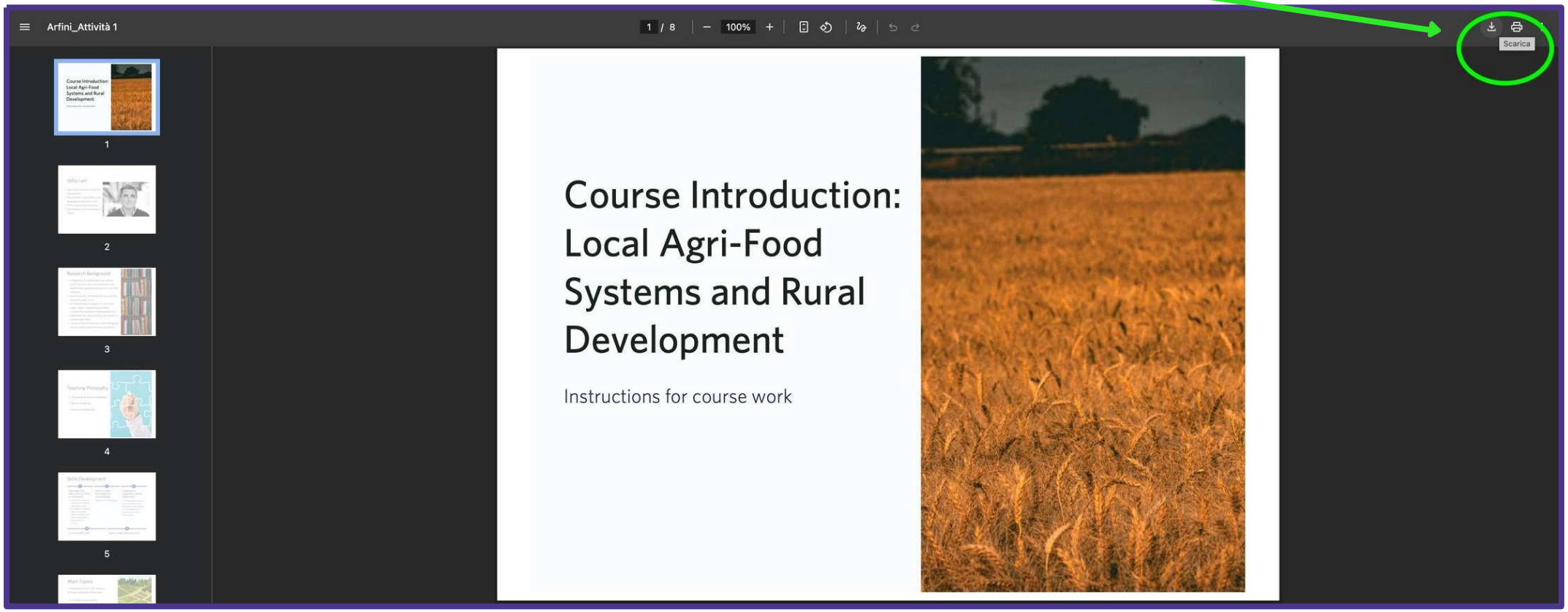

Teaching material

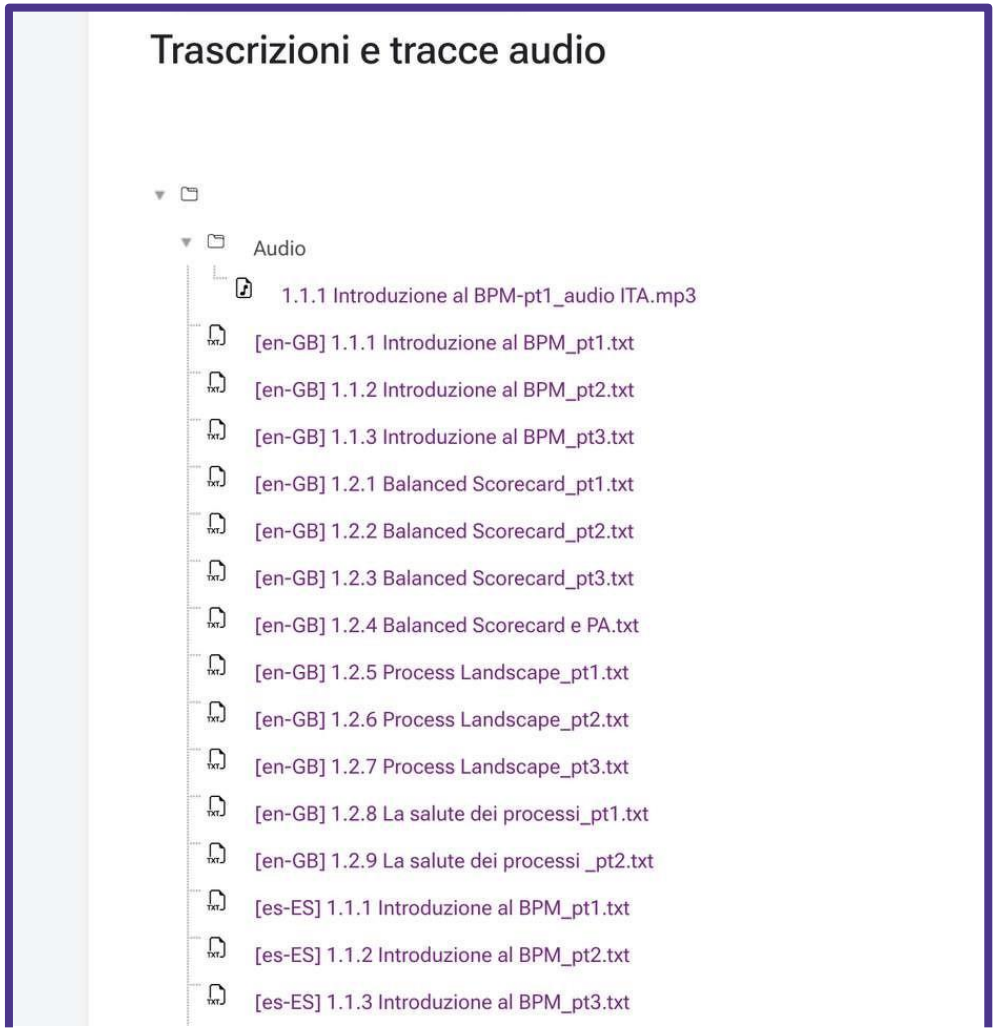

Inside the transcripts and audio tracks folder, you can find and **download transcripts in Italian, English or Spanish for all the videos in this section.**

You can also **download the .mp3 audio track** for the videos in the language in which the course is delivered.

Teaching material

In some sections, you will find resources identified as **'E-tivity', i.e. interactive activities to be carried out online, autonomously** (in the highlighted box).

These are tasks, activities and initiatives of various kinds that the teacher and the disciplinary tutor have prepared for students and which must be completed following the specific instructions and within the indicated time frame.

To find out the deadlines and instructions for completion (e.g. whether the activities are compulsory or only recommended), click on the title of the e-tivity.

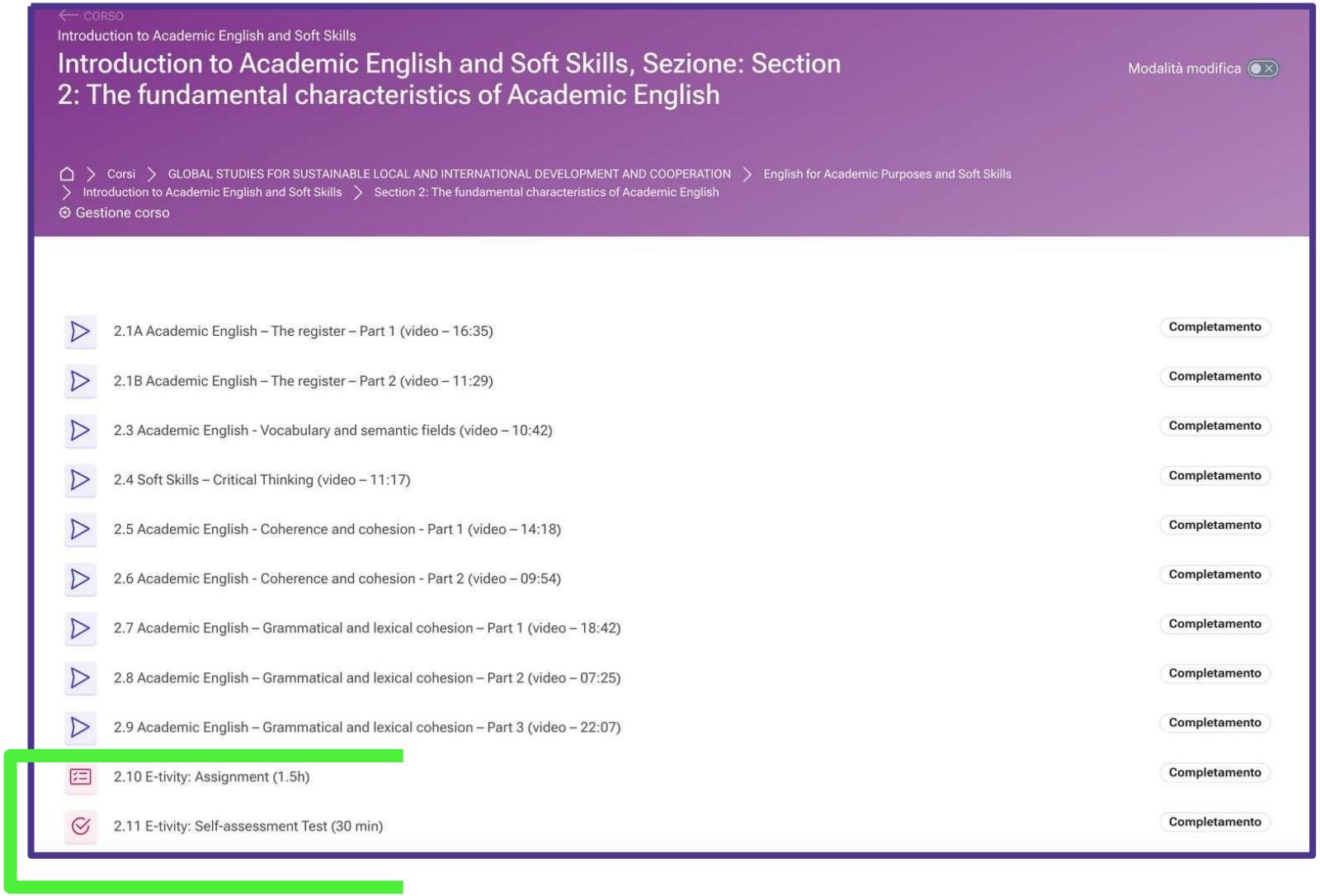

Teaching material

Here is an example of instructions for a specific e-tivity.

Below the instructions, depending on the type of e-tivity, you will find the commands and buttons needed to complete the activity. For example, in the box below, you can see how the button to start a multiple-choice self-assessment quiz is displayed:



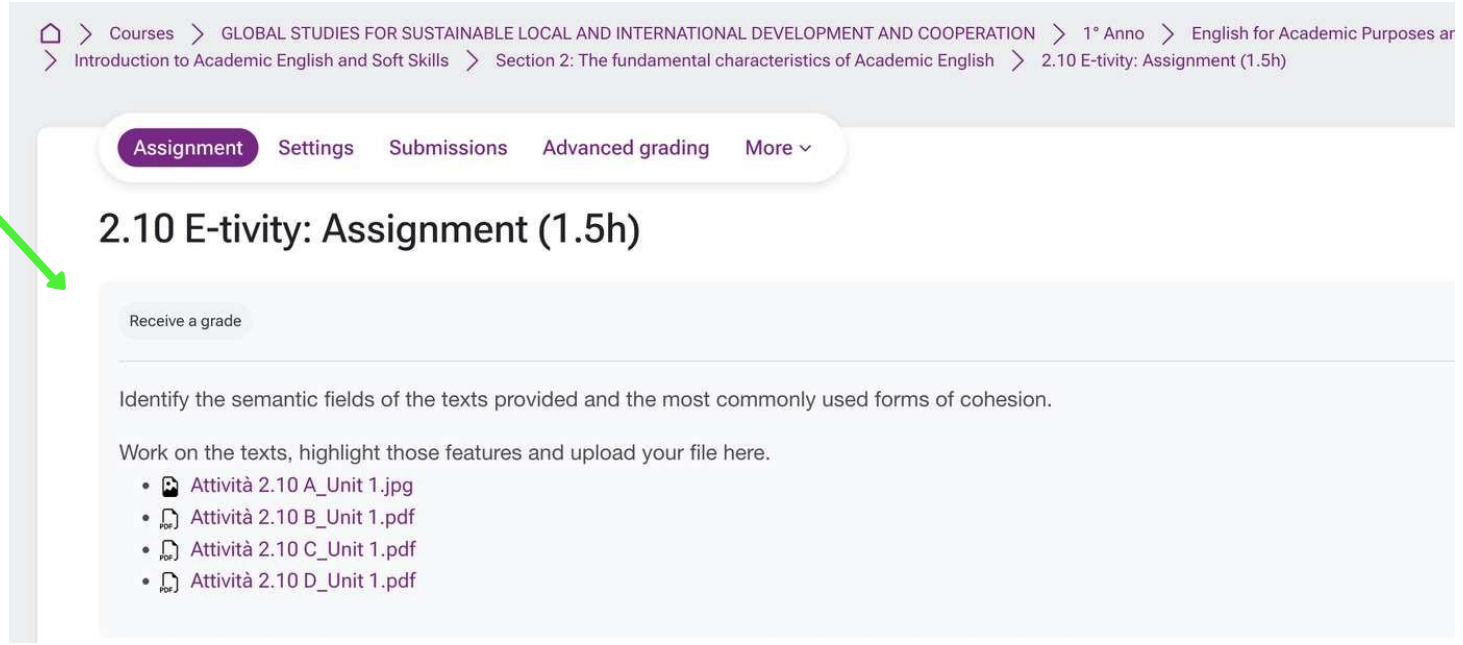

Open badges

Passing a module within a cluster will not result in a grade for the student (which will be obtained by passing the integrated course/cluster exam) but will allow them to obtain an **Open Badge**.

An **Open Badge** is a digital certificate that looks like an image containing numerous metadata. It is issued to the student upon completion of each module and each cluster (Milestone Badge).
Alongside the awarding of university credits (ECTS), the badge makes it possible to showcase and easily share the skills acquired and experience gained, which are guaranteed by the credibility of the organisation that has issued it.
All modules therefore issue digital certifications of the skills acquired, allowing students to build an e-portfolio that is recognised at European level.

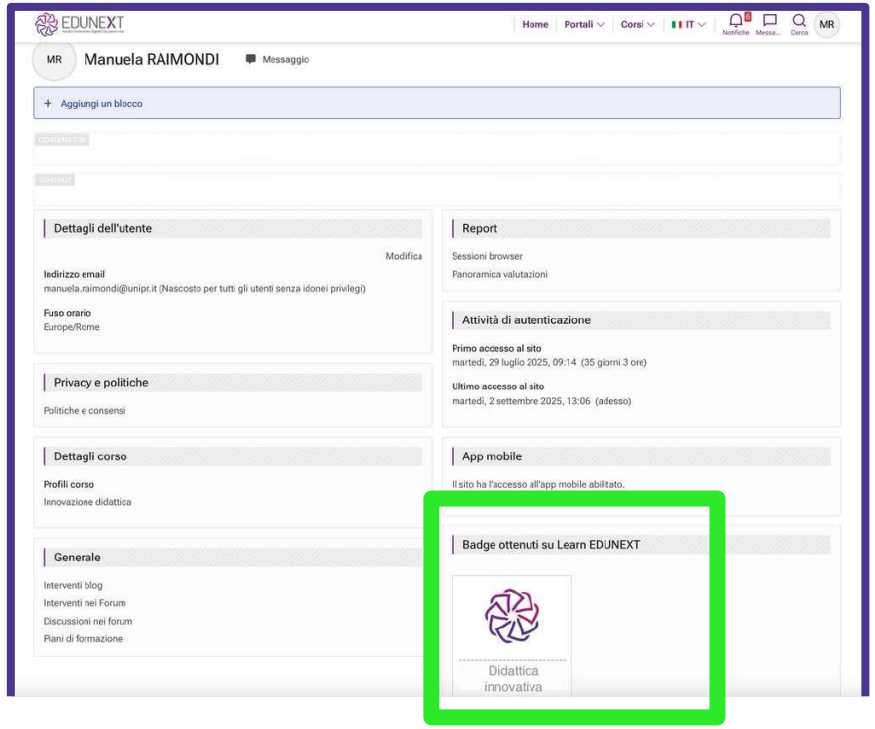

Every time you earn an Open Badge, you will receive an email containing a link from which you can obtain:

- the link to share the Badge on your CV
- the PDF of the Badge to download
- all the information contained in the Badge

You can also view the badges you have obtained on the platform by accessing your profile from your initials in the top right-hand corner (the badges will be visible in the bottom box of your profile, as shown in the box on the side).

The methods and activities required to obtain the Open Badge for a module or for an integrated course are defined by each teacher and will be communicated by them during the course.

How to communicate with teachers and tutors

Within each module, by clicking on the 'Course Information' button in the initial box, you can find the **instructor's e-mail address.**



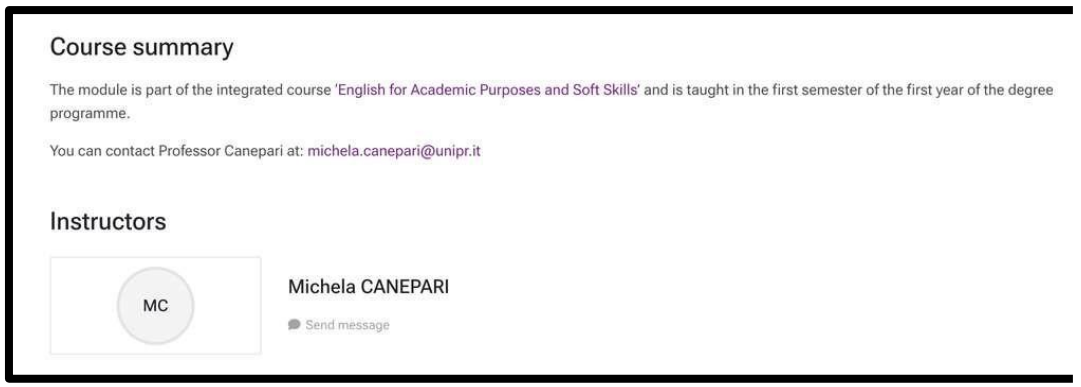

Remember:

- each lecturer may also suggest **additional communication channels**: stay up to date by checking your email daily so you don't miss any announcements on the Forum.
- Lecturers are available to students on specific days and at specific times for "**office hours**". Check the course information for each lecturer's office hours (e.g. whether you can make an appointment in person or online).

When you write an e-mail to ask for clarification or to make a request, remember to be as precise as possible:

- always write a concise and precise subject line
- introduce yourself
- describe your request or problem clearly

How to communicate with teachers and tutors

Your degree programme includes subject tutors who support the teaching activities of the course. Look for information on how to contact the subject tutor in the “tutoring” box for each module.



Please note: The subject tutor may not be available for all modules. In such cases, you may contact the course lecturer directly, who will respond to your requests for clarification or support through the designated communication channels.

Technical support



If you experience any technical issues on the platform, you can send a message via the helpdesk system located at the top of the platform's homepage



Despite the online period, you will still have the opportunity to attend in person:

- **English course in preparation for the IELTS certification (Academic Module):** This is the course page:

from 14/10/2026 to 02/12/2026 Mondays and Wednesdays 16.30-18.30	Enrollment: from 01/10/2026 h. 10.00 to 12/10/2026 h. 12.00



- **Courses for other languages** at the CLA (Centro Linguistico d'Ateneo):
- **Seminars**
- **Film screenings with discussions**
- **Other activities**

University Language Centre

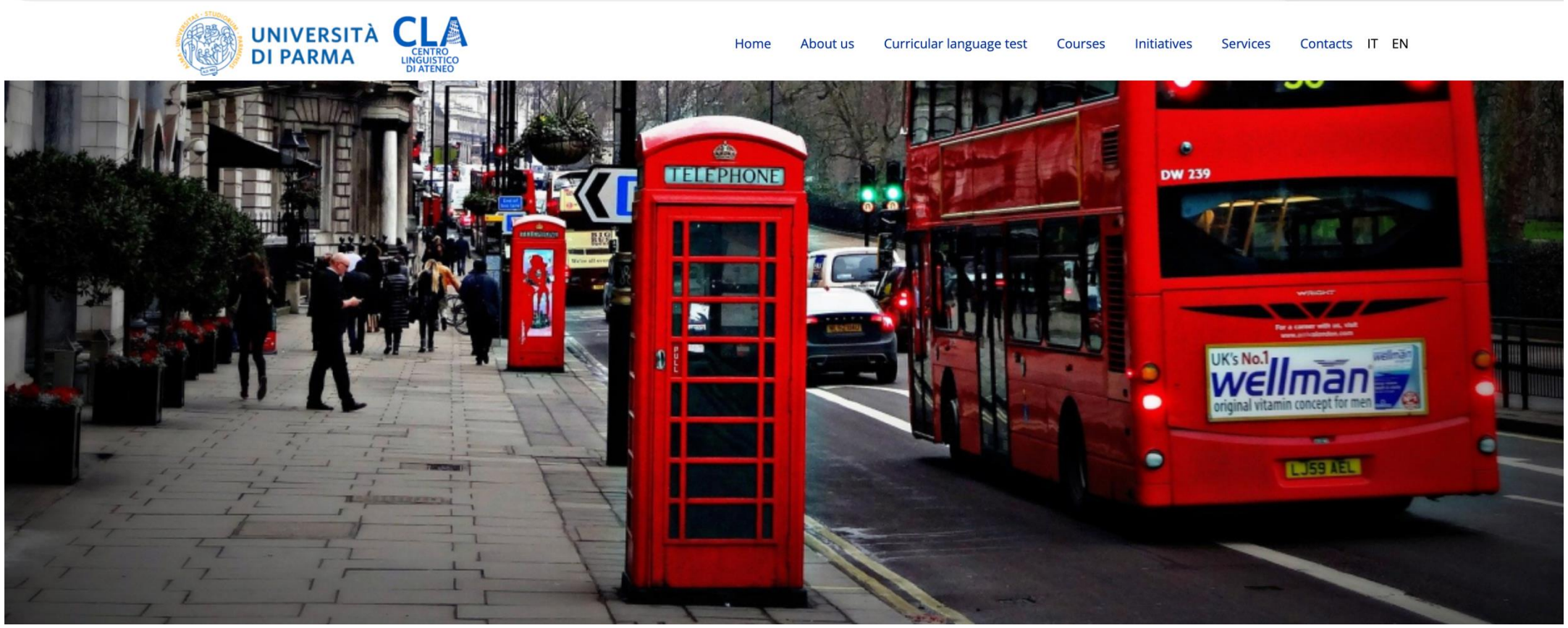

[Check out our website (https://www.cla.unipr.it/en/)](https://www.cla.unipr.it/en/) and Follow us on Instagram!

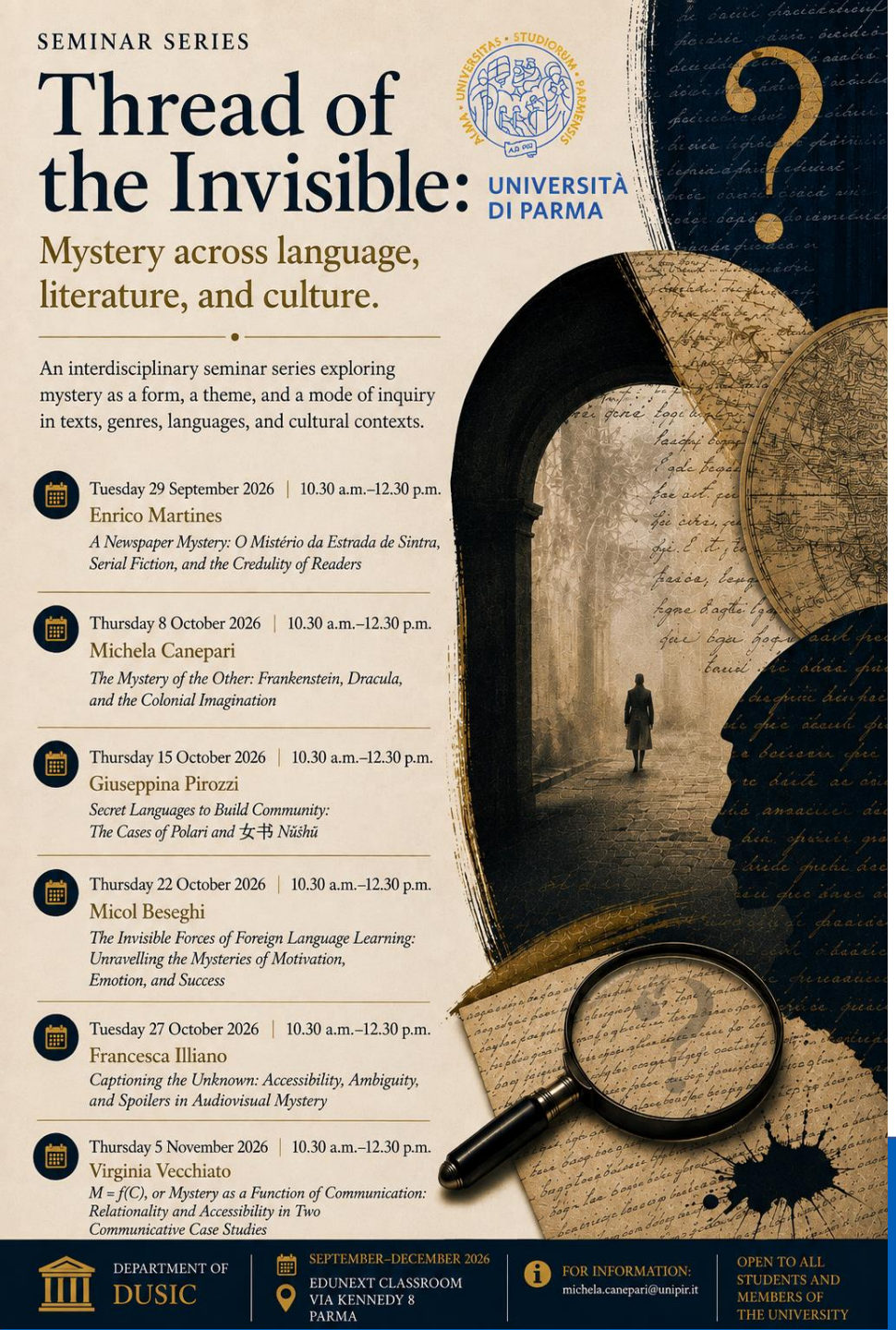

The mystery begins on 29 September, with the first of many in-person events. We look forward to welcoming many of you!

MORE THAN JUST STUDY

DISCOVER ALL OUR SERVICES IN THE DEDICATED MENU ON THE HOME PAGE





Inclusion and equal opportunities

Career and placement

Unipr4Life: culture, wellbeing and sport

University life and agreements

INCLUSION SERVICES

University Inclusion Center: CAI

Counseling

Short-term course (5/8 meetings), based on the helping relationship aimed at reorganizing the person's resources in normal times of difficulty

counseling@unipr.it



Inclusion

Measures and aids for lessons, study and examinations for students with disabilities, DSA and BES

cai@unipr.it

STUDY SUPPORT AND CAREER SERVICES

- Libraries
- University museums
- Italian and English language and soft skills enhancement for students with Learning and Language Disorder
- Italian courses for international students







PARMA: A UNIVERSITY CITY

- Viverèparma - special events at discounted rates
- Agreements and collaborations (with cultural, sports and commercial activities)
- Moving around
- Health care







UNIPR 4LIFE

- CUS – University Sports Centre
- PRISMA (Promoting Individual and Social Resources in the Academic World)
- Uniplate (App promoting healthy and sustainable eating habits)
- Saturdays in nature (excursions outside Parma)







TUTOR

Tutor “Adopt a Freshman”
A tutor from your degree course will facilitate your entry into university life and accompany you during your first year

Appointment 1: Tour of lecture halls, study spaces, libraries and university canteens and/or refectories



WELCOME NIGHT



On **17 September from 19:30 to 23:30** we will meet in Piazza Ghiaia. We look forward to seeing you on the night of the start of the academic year!

PARMA EUROPEAN YOUTH CAPITAL 2027

The prestigious title, awarded by the **European Youth Forum**, will transform the city into an **open-air laboratory** focused on empowering younger generations, promoting inclusion and bridging the generational gap.

The **University of Parma** plays a key strategic role, both as an **institutional partner in the city's bid** and as a major **driver of internationalisation and educational innovation**. The University goes beyond simply supporting the initiatives: it actively contributes through concrete projects, major European events and the integration of the student community into the city's transformation.



CONTACT US

Service Desk
servicedesk.unipr.it

Contact Center
0521 902111



Social media:

Whatsapp channel:



FRONT OFFICE

- Welcome point (enrolment, procedures, accommodation and student support, general information)
- ParmaUniverCity Info Point (merchandise, general information, ER.GO and Informagiovani)

THANK YOU



UNIVERSITÀ DI PARMA

www.unipr.it