

EDUNEXT
Italian Universities Digital Education Hub

UNIVERSITÀ DI PARMA

centro SELMA

Open Badges guide for students

Finanziato dall'Unione europea NextGenerationEU
Ministero dell'Università e della Ricerca
Italiadomani
EDUNEXT Italian Universities Digital Education Hub

Open badges

Passing a module within a cluster will not result in a grade for the student (which will be obtained by passing the Educational cluster exam) but will allow them to obtain an Open Badge.

An **Open Badge** is a digital certificate that looks like an image containing numerous metadata. It is issued to students upon completion of each module and each Educational cluster (Milestone Badge). Alongside the awarding of university credits (CFU), the badge makes it possible to showcase and easily share the skills acquired and experience gained, guaranteed by the credibility of the organisation that issued it.
All modules therefore issue digital certifications of the skills acquired, allowing students to build an e-portfolio that is recognised at European level.

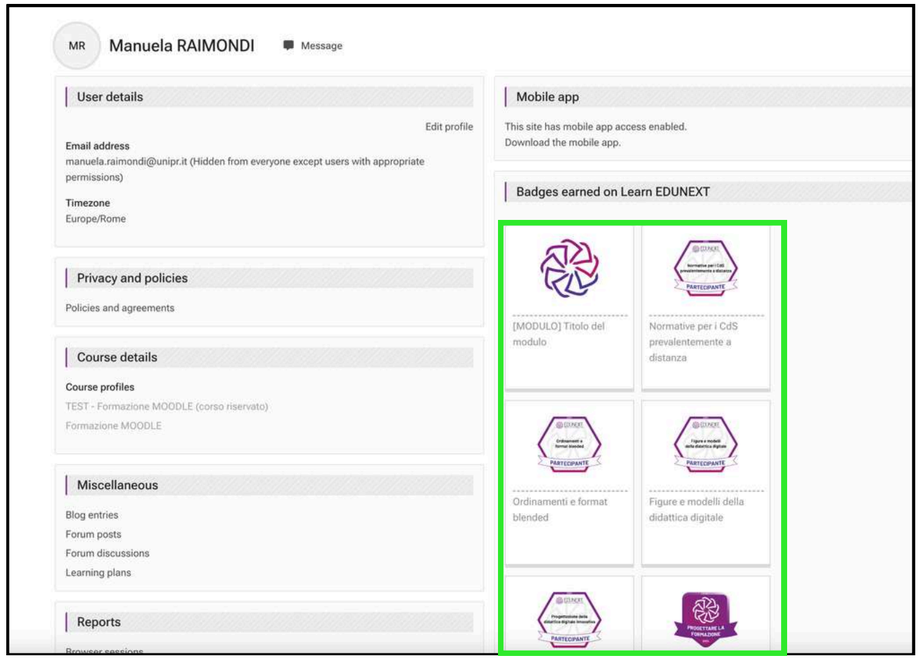

Each time you obtain an Open Badge, you will receive an email containing a link from which you can obtain:

- the link to share the Badge on your CV
- the PDF of the Badge to download
- all the information contained in the Badge

You can also view the badges you have earned on the platform by accessing your profile from the initials in the top right-hand corner (the badges will be visible in the bottom section of your profile, as shown in the box on the left).











How to obtain Open Badges

As a rule, the Open Badges for a module are issued automatically by the Learn platform when an event occurs, that is, when the student completes an activity (e-tivity).
If one of the conditions for an activity to be considered complete is that the student must receive a mark for that activity, the system will consider the activity complete as soon as the tutor awards the mark and, if an Open Badge is associated with it, the system will award the Open Badge automatically.
For most modules, therefore, the student will simply need to complete the assigned e-tivities to automatically receive the Open Badge.

Important: please pay attention to the instructions provided by lecturers and tutors on how to obtain the Open Badges for each module.

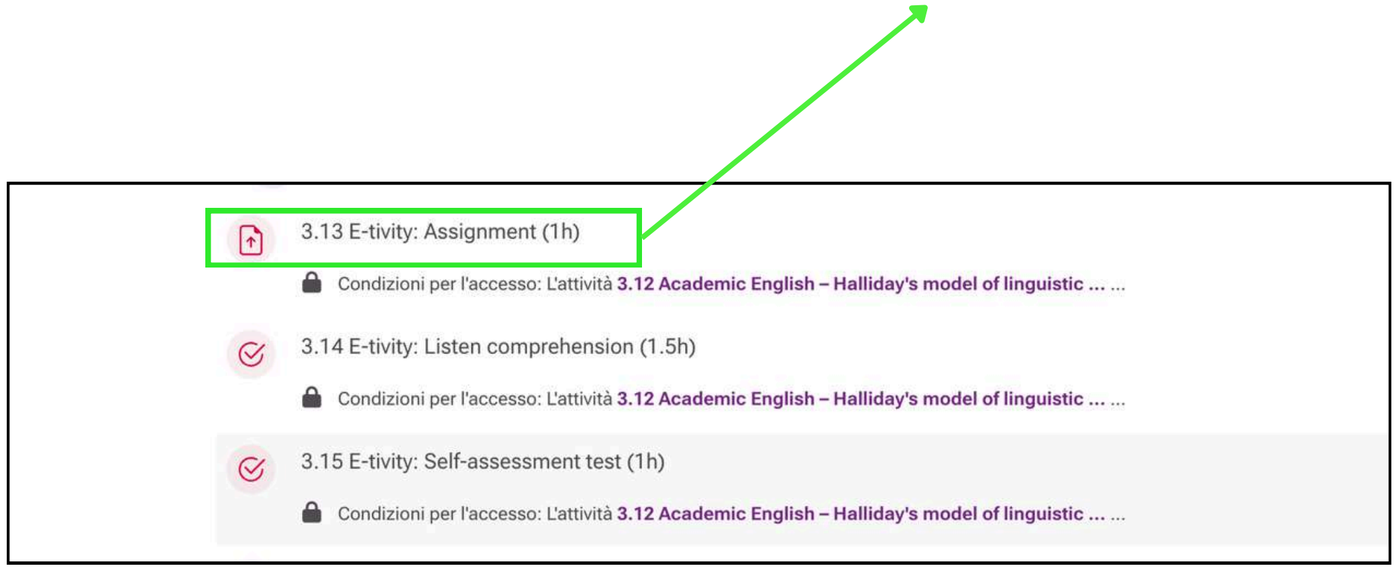

How to obtain Open Badges

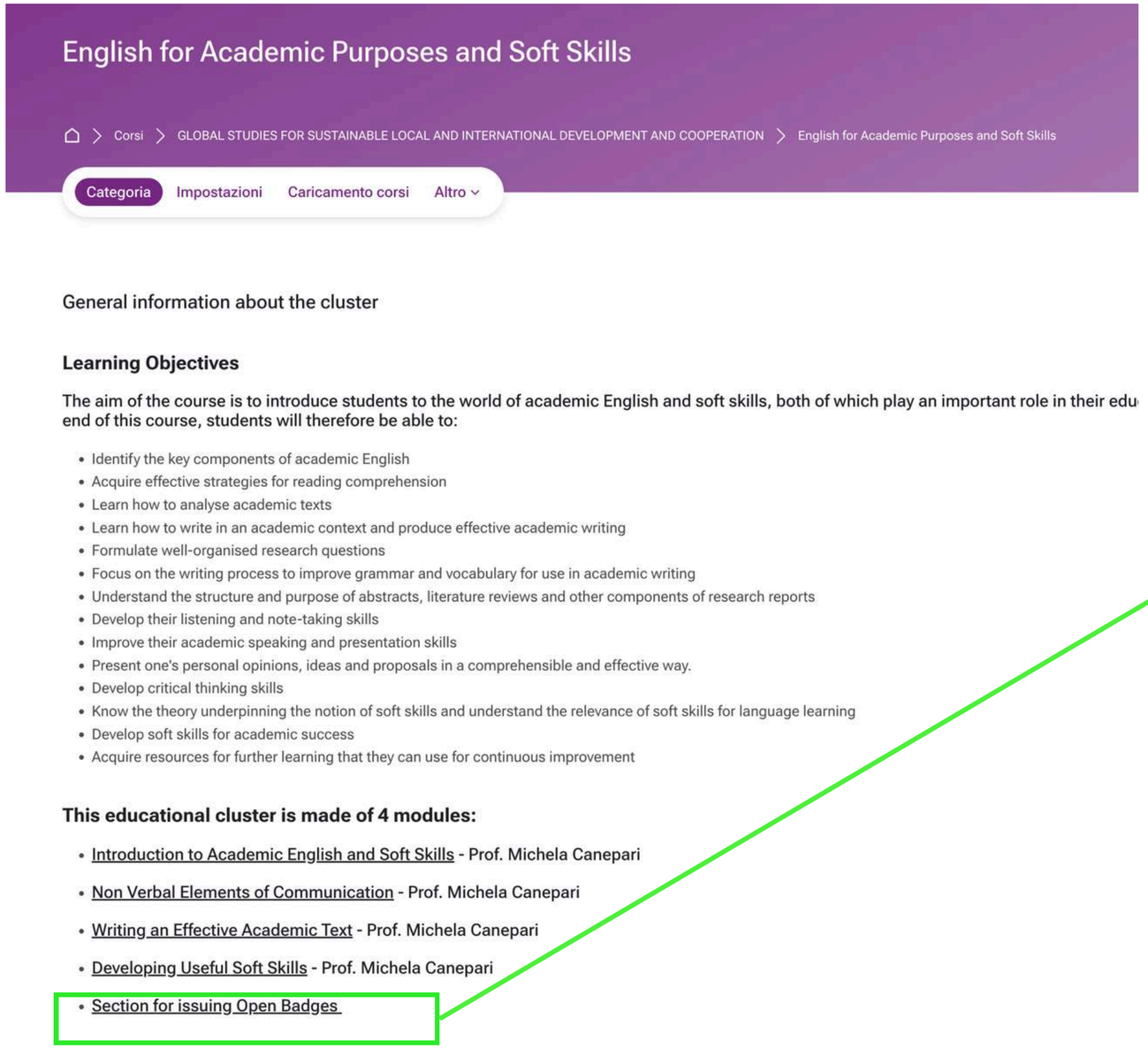

In a limited number of cases, when it is not possible to link an Open Badge directly to an activity on the platform, there is a mechanism that links the Open Badge to a booking – that is, an activity that simply asks the student to 'book' themselves in order to receive the Open Badge.

On the platform, within each Educational Cluster, you will find a new section called 'SECTION FOR ISSUING OPEN BADGES where you can find the booking forms for the cluster modules for which this procedure is required, as well as the booking form for the Milestone Badge – that is, the Open Badge you will receive upon passing the integrated exam.

Click on the section to ENROL.

How to obtain Open Badges

If you have completed all the activities required click on the links corresponding to the modules and BOOK your Open Badge.

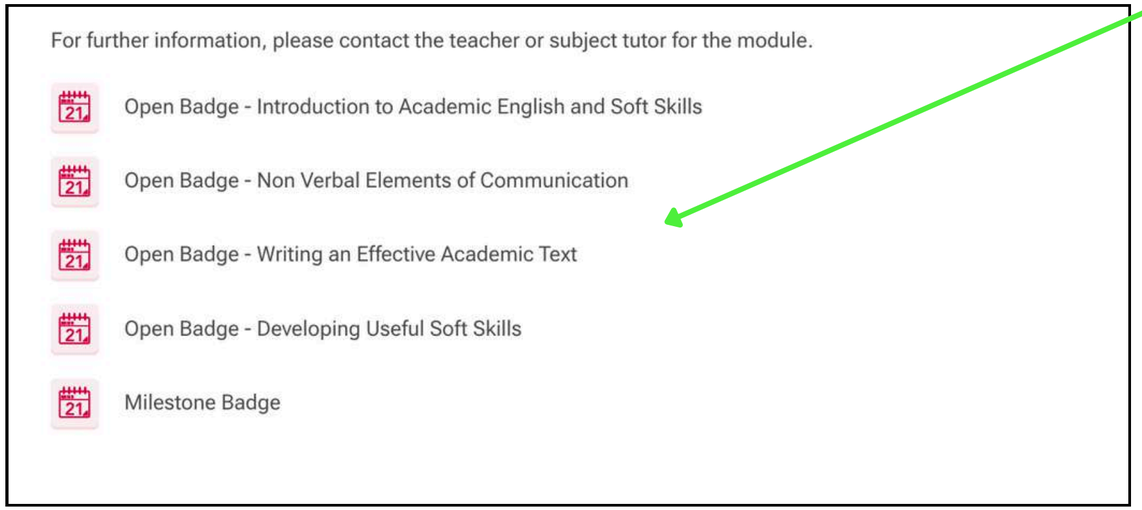

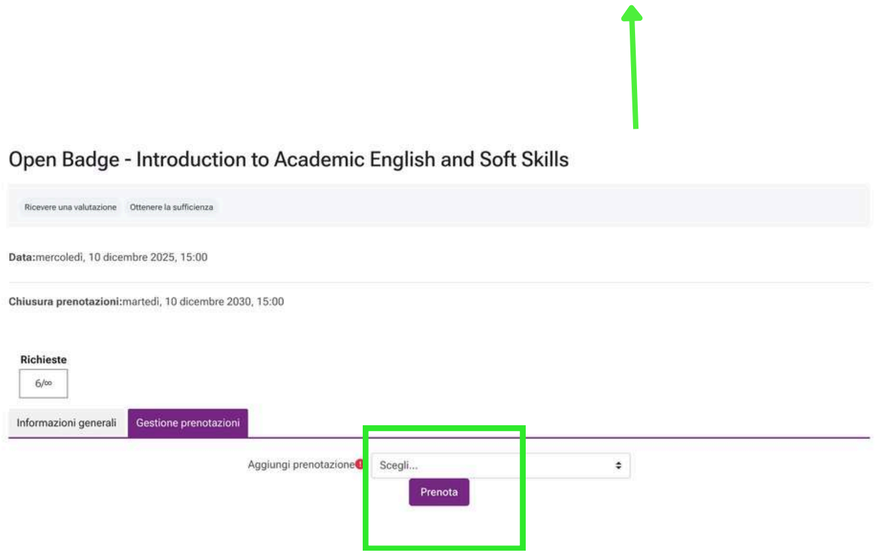

Remember that you must complete all the assessment activities required by each module in order to:

- consider the module completed
- obtain the Open Badge certifying the competence achieved

You must have earned all the Open Badges for the modules in order to sit the integrated exam and register for the exam sessions on ESSE3. Always check with your lecturers and tutors to find out what the assessment requirements are.

How to obtain Open Badges

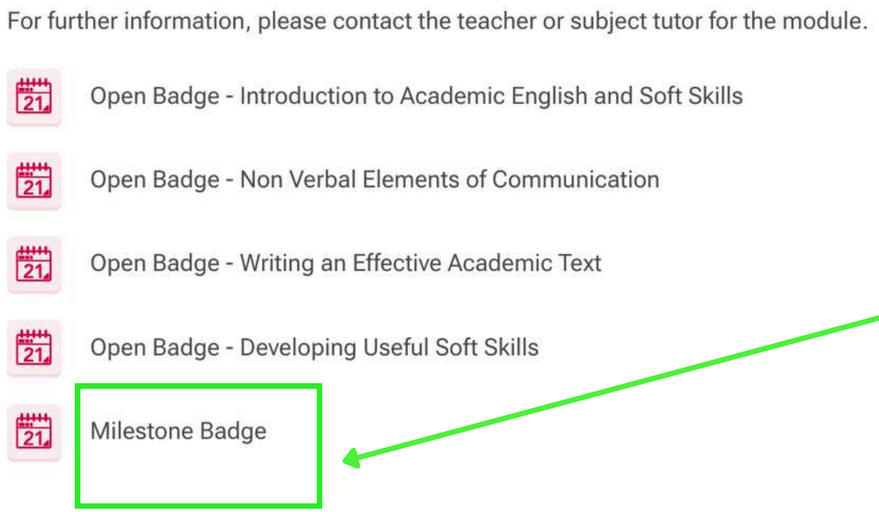

Remember to click always on the '**Milestone Badge**' link and BOOK your Milestone Badge for the entire educational cluster. This way, after you have passed the educational cluster exam and the results have been recorded, the teacher will be able to enter the grade you have obtained and you will automatically receive an overall Open Badge certifying that you have achieved all the skills required for the integrated teaching.

IMPORTANT: Badges are not issued immediately: badges for individual modules will be issued after verification of the assessment activities required for each module; milestone badges will be issued after the teacher has entered the mark obtained in the educational cluster exam. After booking, you do not need to do anything else: you will receive your Open Badges directly by e-mail.

Technical support



In case of technical problems on the platform, you can send a message to the tutors through the helpdesk/ticket system on the platform or directly to their email address.

Your request will be handled through a ticket system and you will receive a response as soon as possible, normally within 2 working days.